



# Application to become and International Safe Community





# Greetings

It is with great pleasure that we submit our application for designation as a member of the International Safe Community.

Hwaseong City is a complex city composed of agricultural and fishery areas, large-scale industrial complexes, and residential districts. It is rapidly growing as a citizen-centered autonomous city with expanding transportation and housing infrastructure. However, alongside this growth, there has been a sharp increase in safety-threatening factors, such as large-scale residential developments and construction sites, increased traffic, the spread of high-rise buildings and urbanization, an increase in multi-use facilities, rapid population growth, and deteriorated social network cohesion due to population migration. Additionally, there has been a rise in issues that need to be prioritized in the community, such as Road traffic injuries, occupational accidents, social isolation, and suicide.

In October 2019, Hwaseong City announced the 'Hwaseong Citizen's Charter of Basic Safety Rights' to create a city that prioritizes the lives and safety of its citizens. The city adopted the International safe community model to set 'healthy and safe lives of citizens' as its top policy goal. Accordingly, it is actively promoting evidence- and participation-based safety policies through a circular process of considering local issues with the community, identifying injury prevention and safety promotion projects for all citizens, identifying projects that require intensive management for areas or groups at vulnerable safety levels, planning effective programs, inputting and utilizing resources efficiently, and monitoring and providing feedback on the process and results of the projects.

Since their launch, these projects have faced difficulties in the progress of the projects due to the COVID-19 pandemic. However, we have been steadily building a solid foundation for injury prevention in the community step by step and received an objective diagnosis from the International Safe Community Certification Center on the progress made so far. We commit to exerting all the capabilities of Hwaseong City to comply with the principles and certification indicators for international safe communities and faithfully fulfill our responsibilities.

Through the International safe community designation, we aim to create a safer Hwaseong City, where all citizens' rights for safety are equally guaranteed. As a member of the International Safe Community Network, we will continue contributing to member communities' common development through active exchanges and cooperation.

Thank you.

September 2024

Mayor of Hwaseong City Jeong Myeong-Guen

# Table of Contents

|   |    |
|---|----|
| ■ Summeary of the Hwaseong Safe Community Program.....  | 1  |
| ■ Overview of International Safe Community Hwaseong .....   | 2  |
| ■ INDICATOR 1: Governance - Sustainable injury prevention and safety promotion program lead by a ‘cross-sector’ group integrated within the governing system of the community.....                      | 5  |
| ■ INDICATOR 2: Surveillance – Collection, analysis and dissemination of data about injuries and causes of injuries for problem identification, risk assessment and planning of prevention measures..... | 22 |
| ■ INDICATOR 3: Comprehensive – Projects covering all genders, ages, environments and situations based on best practices in injury prevention and safety promotion.....                                  | 38 |
| ■ INDICATOR 4: Vulnerable Groups - Projects targeting vulnerable groups, high-risk groups and high-risk environments.....   | 48 |
| ■ INDICATOR 5: Evaluation - Measures to assess the processes, effects and the continual improvement of the Safe Community program and its projects.....   | 55 |
| ■ INDICATOR 6: Networking - On-going participation in national and International Safe Community networks.....   | 61 |

## List of Tables

|   |    |
|---|----|
| Table 1. Hwaseong City’s Agreements with Institutions for Safety Promotion .....  | 6  |
| Table 2. Composition of Safety Management Committee of Hwaseong City.....   | 7  |
| Table 3. Operational Performance of Safety Management Committee of Hwaseong City .....  | 8  |
| Table 4. Composition of Safe Community Committee of Hwaseong City .....   | 8  |
| Table 5. Composition of Safe Community Working Committee of Hwaseong City .....   | 9  |
| Table 6. Operational Performance of Safe Community Working Committee of Hwaseong City .....                                       | 12 |
| Table 7. Private Institutions, Organizations, and Civic Groups Participating in the International Safe<br>Community Project ..... | 13 |
| Table 8. Annual Budget for Safety from Disasters.....   | 18 |
| Table 9. Financial Incentives for Safety Promotion .....  | 19 |
| Table 10. Key Financial Incentives (In-Kind Support) for Safety Promotion- 2021-2023 .....  | 19 |
| Table 11. Key Financial Incentives (Environmental Improvements) for Safety Promotion – 2021- 2023 .....                           | 20 |
| Table 12. Raw Data and Data Sources for Injury Surveillance System .....  | 23 |
| Table 13. Collecting and Analyzing Data on Community Safety Indicators .....  | 26 |
| Table 14. Key Indicators and Key Injury Issues by Area .....  | 29 |
| Table 15. Trend of Injury Mortality Rates by Major Cause of Injury and by Life Stage for 2019-2022 .....                          | 33 |
| Table 16. Project for the Category of Road Traffic Safety.....  | 39 |
| Table 17. Project for the Category of Elderly Fall Prevention .....   | 40 |
| Table 18. Project for the Category of Occupational Safety.....  | 40 |
| Table 19. Project for the Category of Safety from Disasters .....   | 41 |
| Table 20. Project for the Category of Suicide Prevention.....   | 43 |
| Table 21. Project for the Category of Violence Prevention .....   | 44 |
| Table 22. Project for the Category of Injury Prevention for Infants and Children.....   | 46 |
| Table 23. Project for the Category of Injury Prevention Elderly .....   | 47 |
| Table 24. Major Injury Issues and Priority Projects by Area .....   | 48 |
| Table 25. Project for Injury Prevention for High-Risk Population (1) .....  | 50 |
| Table 26. Project for Injury Prevention for High-Risk Population (2) .....  | 51 |
| Table 27. Project for Improving High-Risk Environments (1) .....  | 53 |
| Table 28. Project for Improving High-Risk Environments (2) .....  | 54 |
| Table 29. Plan for Safe Community Project Evaluation .....  | 56 |
| Table 30. Results of Project Upgrade Planning by Area (2022-2023).....  | 58 |
| Table 31. Changes in Indicators Since Project Launches .....  | 59 |
| Table 32. Trends in the Cost of Socio-Economic Losses Due to Injuries in Hwaseong City .....                                      | 60 |
| Table 33. Status of Domestic and International Safe Community Networking Activities .....   | 61 |

## List of Figures

|  |    |
|--|----|
| Figure 1. Structure and Roles of Safety Governance in the Community.....   | 5  |
| Figure 2. Safety-related Committees for International Safe Community Project .....   | 6  |
| Figure 3. Safety Policy Vision and 2024 Policy Plan of Hwaseong City .....   | 13 |
| Figure 4. Mid- and Long-term Plans for International Safe Community Project .....  | 14 |
| Figure 5. Trends in Deaths from Injuries for 2019-2022.....  | 32 |
| Figure 6. Trends in Injury Incidences for 2019-2022.....   | 34 |
| Figure 7. Trends in Accidents for 2019-2022.....   | 35 |
| Figure 8. Trends in First Aid and 119 Use by Place for 2019-2022.....  | 36 |
| Figure 9. Composition of Injury Statistics Book.....   | 37 |
| Figure 10. Monitoring Suitability between Injury Outcome Indicators and Safety Projects .....  | 57 |
| Figure 11. Items to Review for Logical Connection between Injury Outcome Indicators and Projects .....   | 58 |
| Figure 12. [Good Practice 1] Implementing Measures to Reduce Road traffic injuries by Two-Wheelers<br>and PMs.....                             | 64 |
| Figure 13. [Good Practice 2] Diffusion Model for Elderly Fall Prevention Project in Hwaseong City  | 65 |
| Figure 14. [Good Practice 3] Suicide Prevention Hot-Line System .....  | 66 |
| Figure 15. [Good Practice 3] News Release on Suicide Prevention Hot-Line .....   | 67 |
| Figure 16. [Good Practice 3] Suicide Prevention Hot-Line: Recharge Hwaseong Citizens' Mind Concert:<br>'Turning Crisis into Opportunity' ..... | 67 |

## References

|   |    |
|---|----|
| [Appendix] Safety Promotion-related Ordinance of Hwaseong City (as of the end of July 2024) ..... | 69 |
|---|----|

# Summary of the Hwaseong Safe Community Program



- Name of the community: Hwaseong City
- Type of Community: City
- Country: South Korea
- Number of inhabitants in the community : 1.02 million (as of August 2024)
- Safe Community program started in October 2019
- name of the Leading Certifier
- Name of co certifiers:
- Name of the International Safe Community Support Center: Center for Community Safety promotion, Ajou University
- Website:  
<https://www.hscity.go.kr/www/partInfo/msfrtnSafe/msfrtnSafePrevnt/msfrtnSafeCnstt.jsp>
- For Further information, please contact
  - Name: Moon Eon Jin
  - Email: da1band@korea.kr
  - Phone: +82-31-5189-6795

# Overview of International Safe Community Hwaseong

## ■ Community overview

- Hwaseong City is located on the southwestern tip of Gyeonggi-do, facing the sea to the west, with 38.1% of the land being forest, 37.0% cropland, and 11 industrial complexes. It is an explosively growing and developing municipality with large-scale urban development completed and many urban developments underway.
- As of August 2024, the population of Hwaseong City was 1,021,718<sup>1</sup>, with 39.2% of the population aged 19 to 44 and 10.7% of the population aged 65 and over, making it a young city, and 6.2% of the population is foreign-born with a budgetary size of KRW 3,1184 billion, a fiscal independence rate<sup>2</sup> of 50.2%, and a fiscal autonomy rate<sup>3</sup> of 58.3%.
- Hwaseong City is divided into two living areas, with 59.2% of the total population living in the eastern, which is dominated by people under the age of 15, and the western area is dominated by people over 65 and foreigners.

## ■ Major injury and safety issues in Hwaseong City

- The injury mortality rate of Hwaseong has decreased from 45.3 people in 2013 to 33.1 people in 2022 per 100,000. As of 2022, the age-standardized mortality rate per 100,000 people in Hwaseong was 30.0 people, lower than the national rate of 36.5 people and 30.1 people in Gyeonggi-do, while unintentional injuries declined. By injury mechanism, suicide was the highest at 19.2 people, followed by Road traffic injuries at 3.9 people and falls at 1.9 people.
- The injury rate due to road traffic accidents in Hwaseong City was 41.5 people per 1,000 people in 2022, higher than the national rate of 36.4 people and Gyeonggi-do rate of 37.8 people. The

---

<sup>1</sup> The combined population of registered residents and foreigners (registered foreigners + foreign nationals of Korean descent)

<sup>2</sup> Source: Fiscal Policy Division, Ministry of the Interior and Safety - fiscal independence rate (province/city/county/district)

<sup>3</sup> Source: Fiscal Policy Division, Ministry of the Interior and Safety – fiscal autonomy rate (province/city/county/district)



rate of 119 EMS per 1,000 people in Hwaseong was 3.2 people due to road traffic injuries and 3.1 people due to falls in 2022. The rate of 119 EMS due to falls increased from 2.5 people per 1,000 people in 2021 to 3.1 people in 2022.

- 55.6% of Hwaseong citizens perceived Hwaseong City as unsafe and responded that they felt unsafe about traffic, fire, crime, and the environment. In addition, those who answered that safety education for everyday life is the most needed to prevent injuries were 32.6% of the total respondents, followed by traffic safety at 23.4%, response to fire at 19.9%, and response to disasters at 14.6%.<sup>4</sup>

#### ■ Safe community program

- At the beginning of the safe community project, Hwaseong City organized the ‘Hwaseong City Safe Community Working Committee into seven working committees, but after identifying priority injury areas based on injury statistics, the Safe Community Working Committee was reorganized into six working committees: traffic safety, fall prevention, occupational safety, safety from disasters, suicide prevention, and criminal violence prevention, reflecting the policy implications and the needs of citizens. The Safe Community Working Committee of Hwaseong City identified significant problems in each area through workshops and explored projects to improve the significant problems.
- The major injury problems in Hwaseong City were in school zones for children, road traffic injuries by two-wheelers, road traffic accidents by drunk drivers in the traffic safety area, and fall injuries of the elderly in the fall prevention area. In the area of community safety, which includes the Safety from Disasters Division and the Occupational Safety Division, fire, accidents involving water, and occupational injuries were identified; in the area of suicide prevention, youth/adult/elderly suicides and suicide attempts; and in the area of criminal

---

<sup>4</sup> Source: Basic Research Service for the Certification of Hwaseong City as an International Safe Community

violence prevention, child/elderly abuse, school violence, domestic violence, and sexual assault/dating violence were identified. The projects implemented to solve major injury problems were presented in the presentations on each area that are prepared for evaluating the International safe community designation.

■ Why Hwaseong City aims to join the International safe community network

- Hwaseong City is a citizen-centered autonomous city that has been developing rapidly through the expansion of transportation and residential infrastructure, but the increase in road traffic injuries and occupational injuries, the spread of urbanization, the increase in the risk of urban disasters such as fires due to the increase in high-rise buildings and multi-use facilities, and the increase in suicide and violence due to difficulties in social relationships are emerging as community problems. Hwaseong City is fully aware of the needs of its citizens, and has set ‘healthy and safe lives for citizens’ as its top policy goal.
- Hwaseong City wishes to join the International safe community network to continue to carry out efforts to create a safe community together with its residents and local communities rather than implementing projects unilaterally by the city government. There is no perfection in safety. Hwaseong City is currently making efforts to build infrastructure and settle the project on a solid foundation as the first step of the project. Through further efforts and development, it will exert all its capabilities to comply with the values and principles of the International Safe Community and contribute to improving the quality of life of Hwaseong citizens.

# INDICATOR 1: Governance - Sustainable injury prevention and safety promotion program lead by a ‘cross-sector’ group integrated within the governing system of the community

## 1. Governance system

### 1.1. Governance structure of the safe community project

○ Hwaseong City has established a vertical and horizontal linkage system with related organizations and private organizations to promote a smooth, safe community project. Vertically, it has activated connections between the city government, administrative organizations, public and private institutions and organizations, and citizens; horizontally, it has activated connections between sectors such as safety-related departments, social welfare, architecture, urban planning, and health. As of July 2024, 18 departments of Hwaseong City, 22 related organizations, nine private organizations, and experts are participating.

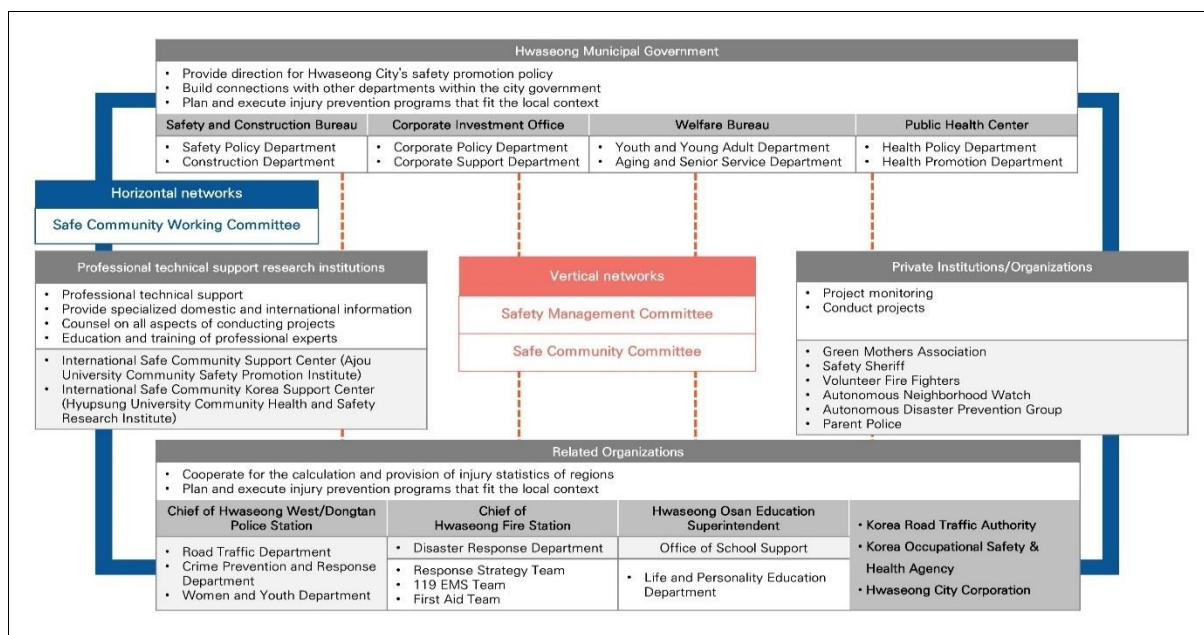


Figure 1. Structure and Roles of Safety Governance in the Community

Table 1. Hwaseong City’s Agreements with Institutions for Safety Promotion

| Name of Agreement  | Parties  |
|--|--|
| Agreement for the Prevention of Serious Accidents at Industrial (Construction) Sites and the Promotion of Safety Culture | • Hwaseong City, Ministry of Employment and Labor, Korea Occupational Safety and Health Administration |
| MOU to Establish a Rapid Response System for Victims of Sexual Assault and Domestic Violence                             | • Hwaseong City, Hwaseong Dongtan-West Police Station  |
| MOU for Facilitation of CPR Training   | • Hwaseong City, Hwaseong Fire Department  |
| Agreement for the Protection of the Rights of Children   | • Hwaseong City, Child Rights Protection Agency, Korea Council for Children’s Organizations            |
| MOU for Reducing Habitual traffic congestion area and Road Traffic Accidents   | • Hwaseong City, Hwaseong City Council, Hwaseong West Police Station                                   |
| MOU for Collaboration in the Event of Disasters  | • Hwaseong City, Hwaseong Branch of Korea Expressway Corporation                                       |
| Factory Fire Reduction Project Agreement   | • Hwaseong City, Electrical Safety Corporation   |
| MOU for Prevention of Warehouse Fires and Damage Minimization  | • Hwaseong City, Hwaseong Fire Department, Coupang Fulfillment Service                                 |

## 1.2. Inter-Sectoral Collaboration

- Hwaseong City has organized the Hwaseong City Safety Management Committee by Article 11 of the Framework Act on the Management of Disasters and Safety. It also operates the Hwaseong City Safe Community Committee by Article 8 of the Hwaseong City Safe Community Ordinance, the Hwaseong City Safe Community Working Committee, and its six working committees by Article 15.



Figure 2. Safety-related Committees for International Safe Community Project

## 1) Safety Management Committee

- The Safety Management Committee is organized under Article 11 of the Framework Act on the Management of Disasters and Safety. The committee is responsible for i) deliberating, overseeing, and coordinating safety management policies; ii) deliberating safety management plans; iii) deliberating plans for promoting safety culture movements; iv) consulting and coordinating disaster management tasks carried out by competent disaster management organizations; v) handling matters that fall under the committee’s authority according to laws and ordinances; and vi) preparing disaster maps. It is composed of 30 members, with the Mayor as the chairperson.

Table 2. Composition of Safety Management Committee of Hwaseong City

| Chairperson | Members  |
|-------------|--|
| Mayor       | <ul style="list-style-type: none"> <li>• Vice Mayor of Hwaseong City</li> <li>• Hwaseong City Safety and Construction Division Head</li> <li>• Hwaseong City Safety Policy Department Head</li> <li>• Hwaseong City Public Relations Officer</li> <li>• Hwaseong City Communication and Autonomy Department</li> <li>• Hwaseong City Welfare Policy Department Head</li> <li>• Chief of Hwaseong City Fire Department</li> <li>• Chief of Hwaseong Dongtan Police Station</li> <li>• Chief of Hwaseong West Police Station</li> <li>• Superintendent of Hwaseong Osan Education Support Training Center</li> <li>• Chief of Pyeongtaek Marine Police Station</li> <li>• Director General of Pyeongtaek Regional Office of Oceans and Fisheries of the Ministry of Oceans and Fisheries</li> <li>• Brigadier General, 2819th Army</li> <li>• General Manager, Gyeonggi Regional Headquarters, Korea Electrical Safety Corporation</li> <li>• Branch Manager of the Hwaseong Branch of KEPCO</li> <li>• Head of Gyeonggi Metropolitan Headquarters, Korea Gas Safety Corporation</li> <li>• KT Hwaseong Branch Manager</li> <li>• Branch Manager of the Hwaseong Branch of Korea Expressway Corporation</li> <li>• Chairman of the Hwaseong City Council of Gyeonggi-do of the Korea Construction Association</li> <li>• President of Hwaseong Osan Architectural Association</li> <li>• Head of Hwaseong City Community Self Disaster Prevention Group</li> </ul> |

Table 3. Operational Performance of the Safety Management Committee of Hwaseong City

| Date      | Content   | Form of operation |
|-----------|---|-------------------|
| Feb. 2022 | Deliberation on the 2022 Hwaseong City Safety Management Plan                             | Non face to face  |
| Nov. 2022 | Review/Deliberation on the 2023 Disaster Relief Budget Investment Grade (Plan) by Project | Non face to face  |
| Mar. 2023 | Deliberation on the 2023 Hwaseong City Safety Management Plan                             | Non face to face  |
| Feb. 2022 | Deliberation on the 2024 Hwaseong City Safety Management Plan                             | Non face to face  |

## 2) Safe Community Committee

- The Safe Community Committee was formed by Article 8 of the Hwaseong Safe Community Ordinance. It comprises no more than 25 members, including one chairperson (Mayor) and one vice chairperson, per Article 8 of the Hwaseong City Safe Community Ordinance. The committee shall establish a safe community project plan, divide and coordinate the work of related organizations to effectively promote the project, and cooperate with and support related organizations to meet the requirements of a safe community. If necessary, the committee may be integrated with the Safety Management Committee under the Ordinance on the Operation of the Safety Management Committee of Hwaseong City.

Table 4. Composition of Safe Community Committee of Hwaseong City

| Chairperson | Members  |
|-------------|--|
| Mayor       | <ul style="list-style-type: none"> <li>• Head of Hwaseong City Planning and Coordination Office</li> <li>• Member of the Hwaseong City Council</li> <li>• Head of Hwaseong City Civil Economy and Industry Bureau</li> <li>• Head of Hwaseong City Autonomy Administration Bureau</li> <li>• Head of Hwaseong City Leisure, Culture and Education Bureau</li> <li>• Head of Hwaseong City Citizen Welfare Bureau</li> <li>• Head of Hwaseong City Transportation and Road Bureau</li> <li>• Head of Hwaseong City Transportation Project Team</li> <li>• Head of Hwaseong City Public Health Center</li> <li>• Head of Hwaseong City Environment Center</li> <li>• Hwaseong City Public Relations Planning Officer</li> <li>• Superintendent of Hwaseong Osan Education Support Training Center</li> <li>• Chief of Hwaseong West Police Station</li> <li>• Chief of Hwaseong Dongtan Police Station</li> <li>• Chief of Hwaseong Fire Department</li> </ul> |

|  |  |
|--|--|
|  | <ul style="list-style-type: none"> <li>• Chief of Pyeongtaek Marine Police Station</li> <li>• General Manager, Gyeonggi Regional Headquarters, Korea Electrical Safety Corporation</li> <li>• General Manager of Gyeonggi Regional Headquarters of Korea Gas Safety Corporation</li> <li>• Director of Hwaseong City Public Mental Health Center</li> <li>• Director of Hwaseong City Public Foreigner Welfare Center</li> <li>• President of Hwaseong City Child Care Center Association</li> <li>• Head of Gyeonggi South Headquarters, Korea Road Traffic Safety Authority</li> <li>• Director of KOSHA Headquarters</li> <li>• Head of Hwaseong City Community Self Disaster Prevention Group</li> </ul> |
|--|--|

### 3) Safe Community Working Committee of Hwaseong City

- The Safe Community Working Committee of Hwaseong City comprises 61 members, with the Head of the Safety Policy Department as the chairperson and the Head of the Safety Policy Team as the secretary, according to Article 15 of the Hwaseong City Safe Community Ordinance. The working committees are organized into six sections: road traffic safety, fall prevention, suicide prevention, industrial safety, safety from disasters, and crime and violence prevention, and include departments of the Hwaseong City government, local public and private organizations, and civic organizations.
- The role of the Safe Community Working Committee includes practical consultation and work to promote the work of the Safe Community Committee effectively.

Table 5. Composition of Safe Community Working Committee of Hwaseong City

| division                          | Hwaseong City government   | Public and related organizations  | Private organizations/groups and experts   |
|-----------------------------------|--|---|--|
| Road traffic safety<br>(8 people) | <ul style="list-style-type: none"> <li>• Head of Transportation Improvement Team, Transportation Policy Department (★)</li> <li>• Head of Transportation Facilities Team, Transportation Policy Department</li> <li>• Head of Road Structures Team, Road Maintenance Department</li> </ul>   | <ul style="list-style-type: none"> <li>• Hwaseong West Police Station Security Traffic Department Traffic Management Officer</li> <li>• Hwaseong Dongtan Police Station Security Traffic Department Traffic Management Officer</li> <li>• Korea Road Traffic Authority Acting Director of Safety and Facilities for the Metropolitan Police Department</li> </ul> | <ul style="list-style-type: none"> <li>• President of Hwaseong Dongtan Green Mothers Association</li> <li>• Representative of Safety Sheriffs</li> </ul> |
| Fall prevention<br>(12 people)    | <ul style="list-style-type: none"> <li>• Head of Senior Policy Team, Senior Citizens Welfare Department (★)</li> <li>• Head of Visiting Public Health Team, Public Health Policy Department, Hwaseong City West Public Health Center</li> <li>• Head of Health Management Team, Health Promotion Dept., Hwaseong Dongtan Public Health Center</li> </ul> | <ul style="list-style-type: none"> <li>• Director of Hwaseong City Childcare Support Center</li> <li>• Head of Operation Support Department, Dongtan Senior Citizens Welfare Center, Hwaseong City</li> <li>• Head of Operation Support Team, Hwaseong City West Senior Citizens Welfare Center</li> </ul>  | <ul style="list-style-type: none"> <li>• Director of Hwaseong City Home Support Service Center for the Elderly</li> </ul>                                |

|  |  |  |  |
|--|--|--|--|
| Suicide prevention<br>(8 people)             | <ul style="list-style-type: none"> <li>• Head of Health Promotion Team, Health Promotion Dept., Hwaseong City East Public Health Center</li> <li>• Head of Health Management Team, Health Promotion Dept., Hwaseong City West Public Health Center</li> </ul>  | <ul style="list-style-type: none"> <li>• Head of Operation Support Team, Hwaseong City South Senior Citizens Welfare Center</li> <li>• Head of Operation Support Department, Jeongjo Hyo Senior Citizens Welfare Center, Hwaseong City</li> <li>• Rescue Paramedic of Disaster Response Department, Hwaseong Fire Department</li> </ul>  |  |
|  | <ul style="list-style-type: none"> <li>• Head of Mental Health Team, Health Policy Department, Hwaseong City West Public Health Center (★)</li> <li>• Head of Youth Safety Team, Youth Policy Department</li> </ul>  | <ul style="list-style-type: none"> <li>• Head of Suicide Prevention Team, Public Mental Health Welfare Center, Hwaseong City</li> <li>• Head of Counseling Support Team, Hwaseong City Youth Counseling and Welfare Center</li> <li>• Head of Hwaseong City Integrated Support Center for Poisoning Management</li> <li>• Head of School Violence Response Team, Life Personality Education Department of Hwaseong Osan Education Support Office</li> <li>• Head of Youth Case Support Team, Hwaseong City Child and Youth Mental Health Welfare Center</li> <li>• Senior Team Head of Hwaseong City School Drop Out Youth Support Center</li> </ul> |  |
| Occupational safety<br>(10 people)           | <ul style="list-style-type: none"> <li>• Head of Occupational Injury Prevention Team, Administrative Support Department (★)</li> <li>• Head of Labor Relations Team, Corporate Support Department</li> <li>• Head of Enterprise SOS Team, Corporate Support Department</li> <li>• Head of Industrial Park Management Team, Corporate Policy Department</li> <li>• Safety Policy Officer, Safety Policy Department</li> <li>• Head of 365 Situation Team, Safety Policy Department</li> </ul> | <ul style="list-style-type: none"> <li>• Head of Education and Culture Team, Foreigner Public Welfare Center</li> <li>• Industrial Complex Management Department, Hwaseong City Corporation</li> <li>• Head of Occupational Safety Team, Gyeonggi Regional Headquarters, KOSHA</li> </ul>  | <ul style="list-style-type: none"> <li>• Head of Research Promotion Team, Chamber of Commerce and Industry of Hwaseong City</li> </ul>   |
| Safety from disasters<br>(8 people)          | <ul style="list-style-type: none"> <li>• Head of Natural Disaster Team, Safety Policy Department (★)</li> <li>• Head of Social Disaster Team, Safety Policy Department</li> <li>• Head of Forest Protection Team, Forest Recreation Department</li> <li>• Director of Ocean Policy Team, Marine and Fisheries Department</li> <li>• Head of Environmental Safety Team, Environmental Guidance Department</li> </ul>  | <ul style="list-style-type: none"> <li>• Head of Response Strategy Team, Disaster Response Department of Hwaseong Fire Department</li> </ul>   | <ul style="list-style-type: none"> <li>• Secretary of the Hwaseong City Voluntary Female Firefighters</li> <li>• Advisor to the Community Self Disaster Prevention Group of Hwaseong City</li> </ul>   |
| Crime and violence prevention<br>(13 people) | <ul style="list-style-type: none"> <li>• Head of Women's Policy Team, Women and Multicultural Affairs Department (★)</li> <li>• Head of Safety Video Team, Smart City Department</li> <li>• Head of Child-Friendly Team, Child-Friendly Department</li> <li>• Head of Child Protection Team 1, Child-Friendly Department</li> <li>• Officer of Women and Multicultural Affairs Department (2)</li> </ul>   | <ul style="list-style-type: none"> <li>• Crime Prevention Officer of Crime Prevention and Response Department, Hwaseong West Police Station</li> <li>• Women and Youth Officer of Women and Youth Department, Hwaseong Dongtan Police Station</li> <li>• Head of Dedicated School Team, Hwaseong Dongtan Police Station</li> <li>• Head of Gyeonggi South Elderly Protection Agency Team</li> </ul>  | <ul style="list-style-type: none"> <li>• Secretary General of the Civilian Self-Defense Alliance of Hwaseong City</li> <li>• Head of Middle School Parent Police Association, Dongtan Police Station</li> <li>• Head of Elementary School Parent Police Association, Dongtan Police Station</li> </ul> |

(★):chair of Working committee



- The Hwaseong City Safe Community Working Committee holds workshops and meetings of each working committee to share the status of injuries and set the direction of safety projects. The following are the contents of the working committees held during each period.

Table 6. Operational Performance of Safe Community Working Committee of Hwaseong City

| Date      | Title   | Content   | Participating working committees  | Types of operation                   |
|-----------|---|---|---|--------------------------------------|
| Jul. 2021 | Workshop for Designation of Hwaseong City as an International Safe Community                          | <ul style="list-style-type: none"> <li>• Education to understand the International Safe Community</li> </ul>  | <ul style="list-style-type: none"> <li>• Road traffic safety</li> <li>• Suicide prevention</li> <li>• Safety from disasters</li> <li>• Crime and violence prevention</li> </ul>   | Joint operation                      |
| Apr. 2023 | H1 Working committee Workshop for Project Capability Enhancement                                      | <ul style="list-style-type: none"> <li>• Share injury status and core indicators and discuss detailed injury incidence and initiatives</li> </ul>                                 | <ul style="list-style-type: none"> <li>• Road traffic safety</li> <li>• Fall prevention</li> <li>• Suicide prevention</li> <li>• Occupational Safety</li> <li>• Safety from disasters</li> </ul>  | Working committee-specific operation |
| Nov. 2023 | H2 Working committee Workshop for Project Capability Enhancement (1st)                                | <ul style="list-style-type: none"> <li>• Share the status of safety in Hwaseong City and collect opinions on the direction of the International Safe Community project</li> </ul> | <ul style="list-style-type: none"> <li>• Road traffic safety</li> <li>• Fall prevention</li> <li>• Suicide prevention</li> <li>• Occupational Safety</li> <li>• Safety from disasters</li> <li>• Crime and violence prevention</li> </ul> | Joint operation                      |
| Feb. 2024 | H2 Working committee Workshop for Project Capability Enhancement (2nd)                                | <ul style="list-style-type: none"> <li>• Share results of the 1st working committee operation, identify key management projects, etc.</li> </ul>                                  | <ul style="list-style-type: none"> <li>• Road traffic safety</li> <li>• Fall prevention</li> <li>• Suicide prevention</li> <li>• Occupational Safety</li> <li>• Safety from disasters</li> <li>• Crime and violence prevention</li> </ul> | Joint operation                      |
| Jul. 2024 | H2 Working committee Workshop for Project Capability Enhancement (3rd)                                | <ul style="list-style-type: none"> <li>• Review project contents by indicator for designation and identify improvement areas</li> </ul>   | <ul style="list-style-type: none"> <li>• Road traffic safety</li> <li>• Fall prevention</li> <li>• Suicide prevention</li> <li>• Occupational Safety</li> <li>• Safety from disasters</li> <li>• Crime and violence prevention</li> </ul> | Working committee-specific operation |
| Aug. 2024 | Preparation Meeting for Hwaseong City on site evaluation for International Safe Community Designation | <ul style="list-style-type: none"> <li>• Review project contents by indicator for designation and identify improvement areas</li> </ul>   | <ul style="list-style-type: none"> <li>• Road traffic safety</li> <li>• Fall prevention</li> <li>• Suicide prevention</li> <li>• Occupational Safety</li> <li>• Disaster Safety</li> <li>• Crime and violence prevention</li> </ul>       | Joint operation                      |

### 1.3. Engagement with non governmental organizations, etc.

- Hwaseong City government and related public institutions actively cooperate with various private institutions/ organizations and civic groups to plan and manage various injury prevention programs to prevent its citizens' injuries and promote safety.

Table 7. Private Institutions, Organizations, and Civic Groups Participating in the International Safe Community Project

| Subcommittee                  | Private institutions/organizations and civic groups   | Participating activity   |
|-------------------------------|---|--|
| Road traffic safety           | <ul style="list-style-type: none"> <li>• Gyeonggi-do Automobile Specialized Maintenance Project Association</li> <li>• Hwaseong City Good Drivers Club</li> <li>• Hwaseong City Green Mothers Association</li> <li>• Association of Child Care Centers and Preschools</li> <li>• Solirex Corporation</li> </ul>   | <ul style="list-style-type: none"> <li>• Support for car safety inspections to help establish a culture of traffic safety</li> <li>• Support activities of volunteer transportation organizations</li> <li>• Improvements to children's protection zones</li> <li>• Road traffic safety education for children and street cleaners</li> <li>• Introduce electric vehicle firefighting equipment and conduct joint drills</li> </ul>  |
| Fall prevention               | <ul style="list-style-type: none"> <li>• Chung-Ang University (Nursing Department)</li> </ul>   | <ul style="list-style-type: none"> <li>• Village-based healthcare for older people, 'Ondol Community Center for the Elderly'</li> </ul>  |
| Suicide prevention            | <ul style="list-style-type: none"> <li>• Mental health facilities in the community</li> <li>• Elderly welfare facilities in the community</li> <li>• Emergency medical centers in the community</li> </ul>  | <ul style="list-style-type: none"> <li>• Operation of a primary mental health welfare center and support 'Reassuring Buses'</li> <li>• Mental health checkup of the elderly</li> <li>• Support suicide attempters taken to ER</li> </ul>   |
| Occupational safety           | <ul style="list-style-type: none"> <li>• Nonghyup Life Insurance Co. Ltd.</li> <li>• Nonghyup Non-life Insurance Co. Ltd.</li> <li>• Hwaseong Chamber of Commerce and Industry</li> </ul>   | <ul style="list-style-type: none"> <li>• Farmers' Safety and Disaster Insurance</li> <li>• Support SME development (support prevention of occupational safety-related accidents)</li> </ul>  |
| Safety from disasters         | <ul style="list-style-type: none"> <li>• Seowoom Total Safety Co. Ltd.</li> <li>• SSE&amp;C</li> <li>• Advisory for Safety Management</li> <li>• Four volunteer organizations, including the Hwaseong City Marine Corps Veterans Association</li> <li>• National Federation of Fisheries Cooperatives in South Gyeonggi</li> <li>• Korean Red Cross</li> <li>• Solirex Corporation</li> </ul> | <ul style="list-style-type: none"> <li>• Maintenance of small streams (Seoho Stream)</li> <li>• Operation of City Safety Center</li> <li>• Promotion of a nation-wide safety diagnosis</li> <li>• Operation of water safety management</li> <li>• Provide eco-friendly energy-saving equipment, support fishing crew's disaster insurance subscription, support fishermen's safety insurance subscription</li> <li>• Fire safety inspection of municipal childcare centers</li> <li>• Introduce firefighting equipment for electric vehicles and conduct joint drills</li> </ul> |
| Crime and violence prevention | <ul style="list-style-type: none"> <li>• National Federation of Fisheries Cooperatives in South Gyeonggi</li> <li>• Hwaseong City Sexual Assault and Domestic Violence Center</li> <li>• Hospital specializing in psychological testing (Dongtan Hallym University Hospital)</li> </ul>   | <ul style="list-style-type: none"> <li>• Support fishing vessel insurance subscription</li> <li>• Operation of Regional Alliance for the Safety of Children and Women</li> <li>• Support the operation of an integrated counseling center</li> <li>• Support medical expenses for victims of violence</li> </ul>   |

## 2. Policy measures for safety promotion

### 2.1. Policy vision for safety

- In 2022, Hwaseong City set three core values and five visions under the vision of the 8th municipal administration elected by popular vote, ‘Hopeful Hwaseong that Changes Citizens’. Among the five visions for a ‘Smart future city,’ the city utilized advanced technology to build innovative infrastructure for safety, administration, spatial information, and big data. In addition, with the 2024 municipal plan, the city strives to realize a safe Hwaseong City where citizens are safe and healthy by implementing projects such as establishing a proactive safety management system, strengthening facility safety management to prevent disasters, and creating a safety-first road traffic environment.

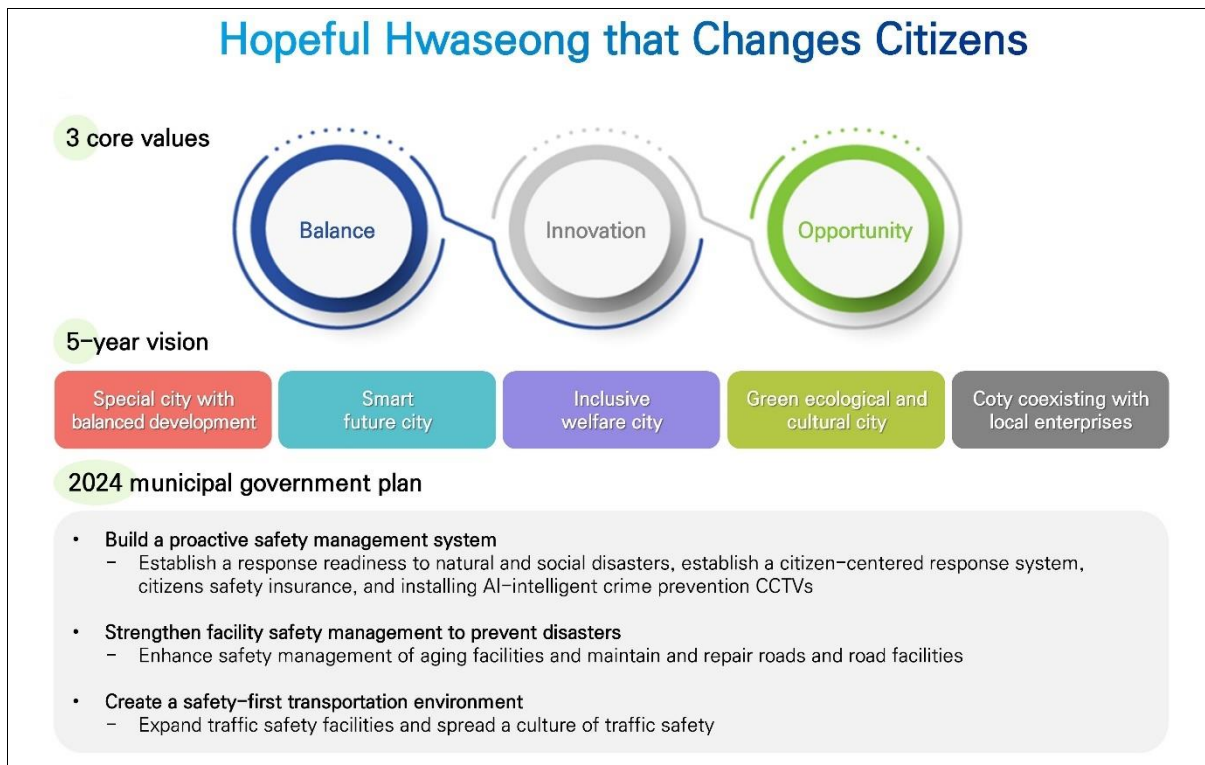


Figure 3. Safety Policy Vision and 2024 Policy Plan of Hwaseong City

- Hwaseong City has set ‘safe Hwaseong City that changes the lives of its citizens’ as its vision for the safe community project. It has set mid- to long-term goals to improve local safety and strengthen community-led project capabilities.

- To achieve its mid-to-long-term goals, Hwaseong City has set vital strategies to secure safety equity, create an evidence-based project execution system, revitalize local safety governance, and strengthen project execution capabilities and to this end, it has set overall priority projects and working committee-specific priority projects.



Figure 4. Mid- and Long-term Plans for the International Safe Community Project

## 2.2. Regulations

### 1) Laws

- Two national-level laws for injury prevention and safety promotion are the Framework Act on the Management of Disasters and Safety and the Act on Injury Prevention and Control. The Framework Act on the Management of Disasters was enacted in 2004 and covers disaster prevention, preparedness, response, recovery, and safety culture activities, while the Injury Prevention and Control Act was enacted in January 2024 and is scheduled to be enforced in January 2025, and covers physical and mental problems caused by unintentional and intentional injuries including various accidents, disasters, or poisoning, other than diseases.

### 2) Ordinances

- The ‘Hwaseong City Safe Community Ordinance’ was enacted and implemented on October 18, 2019, to prevent injuries occurring within the jurisdiction of Hwaseong City, promote citizen safety, and form a safety culture to realize ‘Hwaseong as a safe community’ where everyone can lead a safe life.
- Article 3 of the ‘Hwaseong City Safe Community Ordinance’ clarifies the responsibilities of the Mayor to ensure the sustainability of an International Safe Community. The duties of the Mayor are:
  - ① The Mayor of Hwaseong City (from now on referred to as the “Mayor”) shall endeavor to prevent injuries and promote safety in all living environments of Hwaseong citizens (from now on referred to as “citizens”) and improve the quality of life of the citizens;
  - ② The Mayor shall establish and promote long-term and continuous measures for safe city life, and may provide necessary administrative and financial support;
  - ③ The Mayor shall establish a network for mutual cooperation with community safety-related organizations to carry out the Hwaseong City Safe Community Project; and

- ④ The Mayor shall actively promote and disseminate the Hwaseong City Safe Community Project by continuously participating in domestic and International Safe Community networks and exchange relevant information to strive for the development of a safe community.
- The main contents of the Hwaseong City Safe Community Ordinance are as follows: a list of injury prevention and safety promotion-related ordinances other than the Hwaseong City Safe Community Ordinance is included as an appendix.

## ■ Hwaseong City Safe Community Ordinance

Article 1 (Purpose) This ordinance aims to prescribe matters necessary for the smooth implementation of the safe community project for injury prevention activities, safety awareness of Hwaseong citizens, and to meet the safe community requirements recommended by the World Health Organization (WHO).

Article 2 (Definitions) The terms used in this Ordinance are defined as follows:

1. “Injury” means harmful physical or mental health consequences caused by unintentional accidents or intentional acts and includes common diseases that can be prevented by controlling their causes.
2. “Safe Community” means a community that continuously strives to make itself safer from accidents and injuries that occur in everyday life by engaging in community members' voluntary and organized participation.
3. “Safety Promotion” means all efforts planned by a community to achieve injury prevention goals and includes structural changes in the community to create safer living environments.

Article 3 (Responsibilities of the Mayor) ① The Mayor of Hwaseong City (from now on referred to as the “Mayor”) shall endeavor to prevent injuries and promote safety in all living environments of Hwaseong citizens (from now on referred to as “citizens”) and improve the quality of life of the citizens;

- ② The Mayor shall establish and promote long-term and continuous measures for safe city life, and may provide necessary administrative and financial support;
- ③ The Mayor shall establish a network for mutual cooperation with community safety-related organizations to carry out the Hwaseong City Safe Community Project; and
- ④ The Mayor shall actively promote and disseminate the Hwaseong City Safe Community Project by continuously participating in domestic and International Safe Community networks and exchange relevant information to strive for the development of a safe community.

Article 4 (Rights and Responsibilities of Citizens) ① The citizens have the equal right to a healthy and safe life;

- ② The citizens may express their opinions on safe community projects and actively participate in the process;
- ③ The citizens shall comply with all regulations, including safety rules, and strive to raise safety awareness to reduce injuries and accidents that occur in their daily life

Article 8 (Establishment and Function of the Committee)

- ① The Hwaseong City Safe Community Committee (from now on referred to as the “Committee”) shall be established to deliberate and coordinate the following matters and respond to the advice of the Mayor:
- ② The Committee may be integrated with the Safety Management Committee under the “Ordinance on the Operation of the Safety Management Committee of Hwaseong City, if necessary.

Article 15 (Working Committee)

- ① The Hwaseong City Safe Community Working Committee (from now on referred to as the “sub committee”) shall be established for practical consultation and work promotion to promote the matters under the jurisdiction of the Committee efficiently.
- ② The members of the working committee shall consist of no more than 70 members, including the chairperson, and the chairperson of the working committee shall be the head of the department in charge of safe community work and the secretary shall be the team leader in charge of safe community work. In this case, one gender of the members of the working committee shall not exceed 60 out of 100.

### 2.3. Human and financial resources

- A dedicated team was established in the Safety Policy Department of the Hwaseong City Government as internal manpower for implementing the Hwaseong International Safe Community Project. Currently, a department head, a team leader, and a dedicated team member are in charge of managing the International Safe Community designation. As for external personnel, the city is receiving technical support for local safety governance and injury surveillance system operation in cooperation with the International Safe Community Support Center (Ajou University Community Safety Promotion Institute) and the International Safe Community Korea Support Center (Hyupsung University Community Health and Safety Research Institute).
  
- The budget for ensuring safety from disasters set aside for building a safe community and safety projects by area in Hwaseong City has constantly increased from KRW 185,001,515 in 2022 to KRW 347,518,082 in 2023 and to KRW 352,546,435 in 2024. The budget ratio for ensuring safety from disasters as of 2024 is 9.27% of the total budget of Hwaseong City.

Table 8. Annual Budget for Safety from Disasters

(Unit: KRW 1,000, \*%)

| Year  | 2022          | 2023          | 2024          |
|---|---------------|---------------|---------------|
| Total budget  | 3,361,339,846 | 3,500,564,823 | 3,802,094,262 |
| Budget for ensuring safety from disasters                               | 185,001,515   | 347,518,082   | 352,546,435   |
| Budget for ensuring safety from disasters as a percentage of the total* | 5.5           | 9.92          | 9.27          |

Note) Based on the central budget for each year



- Hwaseong City has provided economic incentives for various projects, including in-kind support and environmental improvement, to improve the safety of its citizens and stabilize their lives.

Table 9. Financial Incentives for Safety Promotion

(Unit: KRW 1,000)

| Category                  | Details |   |
|---------------------------|---------|---|
| In-kind support           | Budget  | 27,250,657  |
|                           | Project | <ul style="list-style-type: none"> <li>•Support for CPR and first aid education expenses</li> <li>•Support for senior hearing aids and adult walkers</li> <li>•21 projects, including ‘medical treatment assistance for love for life’</li> </ul>   |
| Environmental improvement | Budget  | 200,721,481   |
|                           | Project | <ul style="list-style-type: none"> <li>• Installation and management of automated speed and red light enforcement cameras</li> <li>• Pavement repair on state, rural, and urban roads</li> <li>• Install automatic barriers to flood-prone roads</li> <li>• 70 projects, including maintenance and repair of small streams and dams in Hwaseong City</li> </ul> |

Table 10. Key Financial Incentives (In-Kind Support) for Safety Promotion- 2021-2023

(Unit: KRW 1,000)

| Project name   | Details   | Department                              | Budget  |
|--|---|---|---------|
| •Support for automotive safety inspections                               | • Subsidize car safety inspections for socially disadvantaged groups  | Transportation Guidance Department      | 49,000  |
| • Support for activities of the Community Self Disaster Prevention Group | • Support operating expenses for activities of the Community Self Disaster Prevention Group   | Safety Policy Department                | 803,281 |
| • Support for CPR and first aid education expenses                       | • Subsidize efforts for 119 EMS and first aid education   | Public Health Policy Department         | 26,222  |
| • Geriatric mental health checkup  | • Identify high-risk individuals for suicide after geriatric depression tests of older adults, case management and support treatment expenses | Public Health Policy Department         | 2,290   |
| • Support for senior hearing aids and adult walkers                      | • Support the purchase of a walker for elderly adults with mobility impairment and hearing aids for older people who are hard of hearing      | Department of Aging and Senior Services | 304,750 |
| • Establishment of a fishing vessel accident prevention system           | • Support the cost of life jackets, fire extinguishers, and other safe fishing equipment  | Marine and Fisheries Department         | 8,280   |
| •Support for fishing crew’s disaster insurance subscription              | •Subsidize fishing crew’s disaster insurance subscription   | Marine and Fisheries Department         | 342,000 |

Table 11. Key Financial Incentives (Environmental Improvements) for Safety Promotion – 2021- 2023

(Unit: KRW 1,000)

| Project name   | Details  | Department                               | Budget     |
|--|--|--|------------|
| •Small stream maintenance and embankment repair  | •Repair of embankments of deteriorating small streams<br>•Maintenance of small streams (Bamdui Stream, Seoho Stream)   | Construction Department                  | 16,035,000 |
| •Improvement of urban living environment (rural living environment maintenance) and maintenance of agricultural infrastructure | •Maintenance of waterways in preparation for disasters (reinstallation of old bridges, etc.), renovation of agricultural production infrastructure, and installation of safety facilities  | Construction Department                  | 2,950,000  |
| •Installation and management of automated parking enforcement systems  | •Installation and maintenance of unmanned enforcement systems for illegal parking, etc.  | Transportation Guidance Department       | 1,266,244  |
| •Installation and management of traffic signals  | •Installation and maintenance of traffic safety facilities (traffic lights, controllers, etc.)   | Transportation Administration Department | 3,450,000  |
| •Installation and management of automated speed and red light enforcement cameras  | •Installation of automated traffic enforcement devices<br>•Conduct acceptance and regular inspections  | Transportation Administration Department | 3,450,000  |
| •Installation and management of road traffic safety devices  | •Installation and maintenance of traffic safety facilities (signs, road markings, etc.)  | Transportation Administration Department | 800,000    |
| •Improvement and management protected zones for mobility-impaired people   | •Maintenance of children and elderly protection zones  | Transportation Administration Department | 2,020,000  |
| •Improvement of road traffic accident-prone areas  | • Improve road traffic accident-prone areas  | Transportation Administration Department | 3,504,000  |
| •Emergency safety and security services for seniors living alone   | • Install ICT equipment, smoke detectors, emergency pagers, door detectors, etc., in homes of older adults living alone  | Department of Aging and Senior Services  | 410,510    |
| •Public senior center maintenance support project  | •Maintenance of safety-related facilities and install other amenities at aging public senior centers   | Department of Aging and Senior Services  | 3,695,924  |
| •Operation of projects to create a safe environment for women  | •Operation of safe unattended delivery boxes and install additional safety mirrors<br>•Install additional location pictograms and reassurance screens<br>•Create female-friendly, safe roads and expand support for home security services | Women and Multi-culture Department       | 552,621    |

### 3. Continuous efforts to improve safe community projects

#### 3.1. Efforts to improve effectiveness by promoting evidence-based practices

- Hwaseong City is striving to improve the effectiveness of its projects by identifying logical connections between significant injury problems in the six areas of road traffic safety, fall prevention, occupational safety, safety from disasters, suicide prevention, and crime and violence prevention with the projects it is currently carrying out, and drawing up plans to upgrade existing projects.
- In addition, to lay the foundation for identifying the status of injury occurrence among Hwaseong citizens, the city established a cooperation base with insurance companies that operate citizen safety insurance. A condition is added that at the end of each month, the insurer must notify Hwaseong City of the status of insurance claims and insurance payments by Hwaseong citizens and that the data must include age, gender, place of occurrence, and reason for the injury so that the injury incidence can be analyzed by age and gender. In addition, the data will be analyzed with the cooperation of specialized organizations and reflected in injury prevention projects.

#### 3.2. Efforts to secure sustainability by activating working committees and establishing a technical expertise support system

- The active and voluntary participation of the beneficiaries is a significant success factor of the International Safe Community program. Hwaseong City has reorganized the Safe Community working committee members of the city to include not only the public sector but also local residents in order to induce genuine participation of residents and shift the program from project selection from administrative perspectives and project provider-oriented programs to target-oriented programs. In addition, the city signed the ‘International Safe Community Project Support Agreement’ to provide professional technical support for project continuity and injury statistics due to the periodic rotation of personnel in charge.

# **Indicator 2 : Surveillance – Collection, analysis and dissemination of data about injuries and causes of injuries for problem identification, risk assessment and planning of prevention measures**

## 1. Data sources

### 1.1. Data providers for injury surveillance system

- Hwaseong City has established an injury surveillance system based on administrative and self-research data to calculate death indicators from injuries, injuries from damage, accident occurrence, behavior and attitude, and physical environment. Administrative statistics are collected from central and regional ministries such as Statistics Korea, the Korean National Police Agency, the National Fire Agency, the Ministry of Employment and Labor, and the Korea Disease Control and Prevention Agency, and are reliable indicators that can be monitored and tracked continuously, and can secure representativeness and comparability to identify the safety level of local governments objectively. The resulting indicators calculated through administrative statistics are utilized to identify the injury status and set the direction and goals of the safe community project.
- To plan an injury prevention program, it is necessary to secure raw data containing information on the risk of injury and information required for prevention. To secure information on prevention that is difficult to grasp through administrative statistics, the Hwaseong City government is taking the initiative to conduct surveys on its citizens' safety awareness and behavior.
- The following are the raw data used in the Injury Surveillance System of Hwaseong City and the details of each raw data.

Table 12. Data sources for Injury Surveillance System

| Areas               |                       | Raw data  | Source   | Type  | Calculation frequency **  | Documentation by  |
|---------------------|-----------------------|---|--|---|---|---|
| Result of injury    | Death from injury     | <ul style="list-style-type: none"> <li>Statistics on cause of death</li> <li>Occupational injury occurrence status</li> </ul>   | <ul style="list-style-type: none"> <li>Statistics Korea</li> <li>Ministry of Employment and Labor</li> </ul>   | <ul style="list-style-type: none"> <li>Administrative statistics</li> <li>Administrative statistics</li> </ul>  | <ul style="list-style-type: none"> <li>Annually</li> <li>Annually</li> </ul>  | <ul style="list-style-type: none"> <li>Administration (death certificates)</li> <li>Ministry of Employment and Labor</li> </ul>   |
|                     | Injury incidence      | <ul style="list-style-type: none"> <li>Road traffic accident analysis system</li> <li>First aid logbook data</li> <li>Suicide attempt status</li> </ul>   | <ul style="list-style-type: none"> <li>Korea Road Traffic Authority</li> <li>Gyeonggi-do Fire and Disaster Management Headquarters</li> <li>Annually</li> </ul>  | <ul style="list-style-type: none"> <li>Administrative statistics</li> <li>Administrative statistics</li> <li>Administrative data*</li> </ul>  | <ul style="list-style-type: none"> <li>Annually</li> <li>Annually</li> <li>Annually</li> </ul>                      | <ul style="list-style-type: none"> <li>Police/private insurers</li> <li>National Fire Agency</li> <li>National Fire Agency</li> </ul>   |
|                     | Accident occurrence   | <ul style="list-style-type: none"> <li>Child abuse status</li> <li>Elderly abuse status</li> <li>Community safety indicators</li> <li>Road traffic accident analysis system</li> <li>Violence data of police department</li> </ul>  | <ul style="list-style-type: none"> <li>Gyeonggi Hwaseong Child Protection Agency</li> <li>Specialized Gyeonggi-do elderly protection agency</li> <li>Ministry of the Interior and Security</li> <li>Korea Road Traffic Authority</li> <li>Korean National Police Agency, Hwaseong Dongtan/West Police Station</li> </ul> | <ul style="list-style-type: none"> <li>Administrative data*</li> <li>Administrative data*</li> <li>Administrative statistics</li> <li>Administrative statistics</li> <li>Administrative data*</li> </ul>                            | <ul style="list-style-type: none"> <li>Annually</li> <li>Annually</li> <li>Annually</li> <li>Annually</li> </ul>    | <ul style="list-style-type: none"> <li>Public officials dedicated to child abuse area</li> <li>Specialized elderly protection agency</li> <li>Police/Administration</li> <li>Police/private insurers</li> <li>Korean National Police Agency</li> </ul>        |
| Injury risk factors | Behavior and attitude | <ul style="list-style-type: none"> <li>Survey on public health of the community</li> <li>Transportation culture index</li> <li>Survey on citizens' perception of safety</li> <li>Survey on safety perception of multi-culture</li> <li>Survey on migrant workers' safety perception</li> <li>Survey on public officials' safety perception</li> <li>Community survey</li> </ul> | <ul style="list-style-type: none"> <li>Korea Disease Control and Prevention Agency</li> <li>Korea Road Traffic Safety Authority</li> <li>Hwaseong City</li> <li>Hwaseong City</li> <li>Hwaseong City</li> <li>Hwaseong City</li> <li>Hwaseong City</li> </ul>  | <ul style="list-style-type: none"> <li>Administrative data*</li> <li>Administrative data*</li> <li>Self-research</li> <li>Self-research</li> <li>Self-research</li> <li>Self-research</li> <li>Administrative statistics</li> </ul> | <ul style="list-style-type: none"> <li>Annually</li> <li>Annually</li> <li>Four years</li> <li>Two years</li> </ul> | <ul style="list-style-type: none"> <li>Korea Disease Control and Prevention Agency</li> <li>Korea Road Traffic Safety Authority</li> <li>Hwaseong City</li> <li>Hwaseong City</li> <li>Hwaseong City</li> <li>Hwaseong City</li> <li>Hwaseong City</li> </ul> |
|                     | Physical environment  | <ul style="list-style-type: none"> <li>Road traffic accident GIS analysis system</li> <li>Areas requiring frequent 119 EMS</li> <li>Child abuse status</li> <li>Elderly abuse status</li> </ul>   | <ul style="list-style-type: none"> <li>Korea Road Traffic Authority</li> <li>Gyeonggi-do Fire and Disaster Management Headquarters</li> <li>Gyeonggi Hwaseong Child Protection Agency</li> <li>Specialized Gyeonggi-do elderly protection agency</li> </ul>  | <ul style="list-style-type: none"> <li>Administrative statistics</li> <li>Administrative statistics</li> <li>Administrative data*</li> <li>Administrative data*</li> </ul>  | <ul style="list-style-type: none"> <li>Annually</li> <li>Annually</li> <li>Annually</li> <li>Annually</li> </ul>    | <ul style="list-style-type: none"> <li>Police/insurers</li> <li>National Fire Agency</li> <li>Public officials dedicated to child abuse area</li> <li>Specialized elderly protection agency</li> </ul>  |

\*: Report on the results

\*\* : Administrative statistics can be calculated annually, but the frequency and timing of data release may change depending on the conditions of the host organization/Ministry, and annual cyclical indicators are not calculated annually.

## 1.2. Whether household surveys were conducted to identify injury-related factors and the details

- Although the data collected by Hwaseong City through direct household surveys are not included, among the raw data from administrative statistics, the survey on public health of communities conducted by the Korea Disease Control and Prevention Agency and Prevention is conducted as a household visitation survey, and 900 households are sampled from each of the three districts to ensure representativeness. The Korea Disease Control and Prevention Agency manages the representativeness and reliability of the surveys.

## 1.3. Data resource for estimating socio-economic losses due to injury

- Estimating the cost of socio-economic losses due to injury quantifies the negative impacts in the short and long term. It can be used as an essential basis for decision-making on the importance of injury prevention policies and the need to continue them, allocation of resources for injury prevention, evaluation of policy effectiveness, etc.
- To estimate the cost of losses due to injury, medical expenditure data related to deaths, hospitalizations, and medical utilization (visits to medical centers or emergency rooms as outpatients) due to injury must be secured. However, only data on deaths based on resident registration address is available at the primary local government level except for Jeju Island.
- Therefore, using data from the U.S. web-based injury surveillance database (WISQARS) and data from previous studies in Korea, we took the number of deaths from injuries in Hwaseong City as one and estimated the scale ratio of medical utilization due to injury, and applied the per capita loss cost calculated by the National Health Insurance Service to assess the loss cost due to deaths from injuries and injuries in Hwaseong City.
- The basis for calculating the cost of injuries is a policy study by the National Health Insurance Service of Korea, which presents the cost of injuries by type of injury in Korea. The results show the average per capita cost of losses from premature death due to deaths from road traffic accidents and suicides among causes of injury, and the average per capita cost of injury and poisoning, one of the 20 largest disease groups, for the remaining causes.

## 2. Data quality

### 2.1. Measures for data quality improvement

- Hwaseong City is securing outcome indicators that are used to set the purpose and direction of the projects through a basic survey research service for Hwaseong City's International Safe Community designation in 2021 (Dankook University Social Safety Network Center) and a research service for the operation of Hwaseong City's safety project monitoring and injury surveillance system in 2023 (Hyupsung University Community Health and Safety Research Institute). The outcome indicators are analyzed using administrative, statistical raw data to ensure representativeness and reliability.
- To carry out projects based on the designation indicators, the city has signed a tripartite agreement with the International Safe Community Support Center (Ajou University Community Safety Promotion Institute) and the Korea Support Center for International Safe Community (Hyupsung University Community Health and Safety Research Institute) to receive professional advice and support for the International Safe Community project.
- In addition, the city secured the continuity of the publication of the Injury Statistics Book through the International Safe Community Project Support Agreement. Through this, it plans to continue to operate the injury surveillance system, such as rendering feedback on the injury status to those in charge of safety projects and seeking to upgrade community safety indicators in its community.

### 2.2. Approach for prevention of underreporting and hidden injury data

- Hwaseong City collects and analyzes various data to operate the injury surveillance system and actively tries to discover data on child abuse, elderly abuse, school violence, domestic violence, dating violence, suicide attempts, etc., to find hidden injuries.
- First, the city requests each organization and department for data that can be collected administratively. If it is difficult to collect, it holds workshops for the working committee of the Hwaseong Safe Community Working Committee to request cooperation and have a brief on the status shared. If this is not possible, the scale of injuries is indirectly understood through the number of consultations related to the issues.

### 3. Data analysis

#### 3.1. Data analysis

- Hwaseong City requests administrative data from each organization to calculate community safety indicators. It analyzes some raw data, such as statistics on causes of death from Statistics Korea, with the support of an external expert organization (Hyupsung University Community Health and Safety Research Institute).
- Hwaseong City calculates its community safety indicators in the following manner:

Table 13. Collecting and Analyzing Data on Community Safety Indicators

| Areas               |                       | Data source  | Calculation frequency   | Unit of indicators   | Comparison  |
|---------------------|-----------------------|--|---|--|---|
| Result of injury    | Death from injury     | <ul style="list-style-type: none"> <li>• Statistics on cause of death</li> <li>• Occupational disaster status</li> </ul>   | <ul style="list-style-type: none"> <li>• Annually</li> </ul>  | <ul style="list-style-type: none"> <li>• Number of deaths per 100,000 people</li> <li>• Number of deaths per 10,000 occupational workers</li> </ul>  | <ul style="list-style-type: none"> <li>• Nationwide, Gyeonggi-do</li> <li>• Nationwide, Gyeonggi-do</li> </ul>  |
|                     | Injuries              | <ul style="list-style-type: none"> <li>• Road traffic accident analysis system</li> <li>• First aid logbook data</li> <li>• Suicide attempter status</li> </ul>  | <ul style="list-style-type: none"> <li>• Annually</li> <li>• Annually</li> <li>• Annually</li> </ul>  | <ul style="list-style-type: none"> <li>• Persons per 1,000 people</li> <li>• Persons per 1,000 people</li> <li>• Persons</li> </ul>  | <ul style="list-style-type: none"> <li>• Nationwide, Gyeonggi-do</li> <li>• Gyeonggi-do</li> <li>• Own value</li> </ul>   |
|                     | Accident occurrence   | <ul style="list-style-type: none"> <li>• Child abuse status</li> <li>• Elderly abuse status</li> <li>• Community safety indicators</li> <li>• Road traffic accident analysis system</li> <li>• Violence data of police department</li> </ul>   | <ul style="list-style-type: none"> <li>• Annually</li> <li>• Annually</li> <li>• Annually</li> <li>• Annually</li> <li>• Annually</li> </ul>  | <ul style="list-style-type: none"> <li>• Cases per 1,000 children</li> <li>• Cases per 1,000 seniors</li> <li>• Cases per 10,000 people</li> <li>• Cases per 10,000 driver's license holders</li> <li>• Cases (frequency)</li> </ul> | <ul style="list-style-type: none"> <li>• Nationwide</li> <li>• Nationwide</li> <li>• Nationwide, Gyeonggi-do</li> <li>• Nationwide, Gyeonggi-do</li> <li>• Own value</li> </ul>   |
| Injury risk factors | Behavior and attitude | <ul style="list-style-type: none"> <li>• Survey on the health of the community</li> <li>• Transportation culture index</li> <li>• Survey on citizens' perception of safety</li> <li>• Survey on safety perception of multi-culture</li> <li>• Survey on migrant workers' safety perception</li> <li>• Survey on public officials' safety perception</li> <li>• Community survey</li> </ul> | <ul style="list-style-type: none"> <li>• Annually</li> <li>• Annually</li> <li>• Four years</li> <li>• Four years</li> <li>• Four years</li> <li>• Four years</li> <li>• Two years</li> </ul> | <ul style="list-style-type: none"> <li>• % (fraction)</li> <li>• % (fraction)</li> <li>• % (fraction)</li> <li>• % (fraction)</li> <li>• % (fraction)</li> <li>• % (fraction)</li> <li>• % (fraction)</li> </ul>                     | <ul style="list-style-type: none"> <li>• Nationwide, Gyeonggi-do</li> <li>• Nationwide, Gyeonggi-do</li> <li>• Own value</li> <li>• Own value</li> <li>• Own value</li> <li>• Own value</li> <li>• Own value</li> </ul> |
|                     | Physical environment  | <ul style="list-style-type: none"> <li>• Road traffic accident GIS analysis system</li> <li>• Areas requiring frequent 119 EMS</li> <li>• Child abuse status</li> <li>• Elderly abuse status</li> </ul>  | <ul style="list-style-type: none"> <li>• Annually</li> <li>• Annually</li> <li>• Annually</li> <li>• Annually</li> </ul>  | <ul style="list-style-type: none"> <li>• Cases (frequency)</li> <li>• Cases (frequency)</li> <li>• Cases (frequency)</li> <li>• Cases (frequency)</li> </ul>   | <ul style="list-style-type: none"> <li>• Own value</li> <li>• Own value</li> <li>• Own value</li> <li>• Own value</li> </ul>  |



### 3.2. Measures to identify high-risk groups

- To identify high-risk groups in Hwaseong City, the Hwaseong City Safe Community Working Committee was asked for their initial opinions on the selection of high-risk groups, and based on this, a survey was conducted on the importance of the problem and the urgency of intervention. The survey results were subjected to IPA analysis to identify priority areas, which were then subjected to a second round of opinion gathering. In the end, the Working Committee members responded that the priority was suicide attempters, the second priority was victims of sexual crimes and child abuse, and the third priority was victims of school violence.

## 4. Risk assessment

### 4.1. measures to collect data on injury risk factors

- To identify injury risk factors in Hwaseong City, it is necessary to understand the current status of Hwaseong citizens' safety awareness, behavior, attitudes, and the physical environment. Among the administrative statistics raw data, the community health survey, traffic culture index, and survey of the society were used for awareness, behavior, and attitudes. The road traffic accident GIS analysis system, areas requiring frequent 119 EMS, and places where child abuse and elderly abuse occurred were used for the physical environment to identify the current status of risk factors. In addition, facilities in Hwaseong City are being inspected to identify and repair risk factors.
- To supplement administrative statistics data in identifying injury risk factors, the city conducted safety awareness surveys among citizens, foreigners, and government officials. It also further conducted surveys on the local policy foundation, monitoring of projects, and project implementation capabilities to secure relevant data.
- The Safe Community Working Committee of Hwaseong City held working committee workshops to identify the latest injury occurrence status that is difficult to identify through administrative statistics and trends in injury status by local characteristic.

## 4.2. Community risk assessment method

### (1) Experts assessment

- ① Selection of major injury problems by area
- Hwaseong City selected priority injury problem areas and derived safety vulnerability indicators by utilizing administrative statistics, safety management level, data identified through safety awareness surveys, and policy importance. Based on this, priority management areas were selected and the Hwaseong City Safe Community Working Committee was reorganized into six working committees: road traffic safety, fall prevention, safety from disasters, occupational safety, suicide prevention, and crime and violence prevention.
- Hwaseong City operated working committee workshops under the Safe Community Working Committee to share injury statistics with the Working Committee members and collect opinions on the direction that Hwaseong City should focus on in the future from the perspective of community members. As a result, as key indicators, the road traffic safety committee selected the injury rate at children's school zones/ the injury rate due to road traffic accidents by two-wheelers; the fall prevention committee selected rate of 119 EMS by people aged 65 or older due to falls; the committee on safety from disasters selected the number of wildfires; the occupational safety committee selected the rate of 119 EMS by foreigners due to construction/industry/machinery in construction facilities; the suicide prevention committee selected the suicide mortality rate of 12 to 18 year olds; and the crime and violence prevention committee selected the homicide rate of 0 to 5 year olds. In addition, key issues were derived based on injury statistics for each area along with key indicators for each working committee.

Table 14. Key Indicators and Major Injury Issues by Area

| Areas   | Key indicators  | Major injury issues  |
|---|---|--|
| Road traffic safety                                 | <ul style="list-style-type: none"> <li>• Children’s injury rate at school zones due to road traffic accidents</li> <li>• Injury rate due to road traffic accidents by two-wheelers</li> </ul> | <ul style="list-style-type: none"> <li>• Road traffic injuries at children’s school zones</li> <li>• Road traffic injuries by two-wheelers</li> <li>• Road traffic accidents due to drunk driving</li> </ul>             |
| Fall prevention                                     | <ul style="list-style-type: none"> <li>• Rate of 119 EMS of those aged 65 or older due to falls</li> </ul>  | <ul style="list-style-type: none"> <li>• Elderly’s injury due to falls</li> </ul>  |
| Regional safety (disasters, occupational disasters) | <ul style="list-style-type: none"> <li>• Number of wildfires</li> <li>• Rate of 119 EMS of foreigners due to construction/industry/machinery in construction facilities</li> </ul>            | <ul style="list-style-type: none"> <li>• Fire</li> <li>• Water accidents</li> <li>• Occupational injury</li> </ul>   |
| Suicide prevention                                  | <ul style="list-style-type: none"> <li>• Suicide rate of 12- to 18-year-olds</li> </ul>   | <ul style="list-style-type: none"> <li>• Youth suicide</li> <li>• Adult suicide</li> <li>• Elderly suicide</li> <li>• Blocking suicide methods</li> <li>• Suicide attempters</li> </ul>                                  |
| Violence prevention                                 | <ul style="list-style-type: none"> <li>• Homicide rate of 0 to 5 year olds</li> </ul>   | <ul style="list-style-type: none"> <li>• Child abuse</li> <li>• Elderly abuse</li> <li>• School violence</li> <li>• Domestic violence</li> <li>• Sexual assault/dating violence</li> <li>• Crime and violence</li> </ul> |

② Intensive safety check

○ Hwaseong City sets an intensive safety inspection period every year to proactively detect and eliminate hazardous factors through joint public-private inspections of disaster and safety vulnerable facilities, and promotes facility inspections and publicity. In the last three years (2022~2024), 356 facilities of various types, including transportation facilities, natural facilities, and sales facilities, were inspected, and minor issues were addressed by on-site corrections, and those involving budgets and timeframes were repaired and reinforced. In addition, to raise citizens’ safety awareness, the city actively promoted a self-checklist for households through street campaigns and public relations cooperation with public institutions.

### ③ Facility risk assessment

- Hwaseong City appointed 19 private experts in 10 fields such as soil quality, civil structure, and architectural structure as safety advisors to advise on the safety of facilities. For multi-use facilities, vulnerable facilities during the thawing season, vulnerable facilities in preparation for the rainy season, and facilities for local festivals, the city receives applications from the public and private sectors to inspect the facilities through visual inspections, and advises on the current status of the facilities and repair plans to eliminate risks. If necessary, it provides guidance on repair of the facilities through safety diagnosis.

## (2) Citizens assessment

### ① Survey on citizens' safety perception

- Hwaseong City periodically conducts safety surveys for Hwaseong citizens to diagnose community risk factors perceived by citizens. The safety awareness survey collected data on citizens' safety level, safety-related information paths, vulnerable areas priority management targets for each area, and the role of the community in preventing safety-related accidents, as well as recommendations for safety promotion. The results of the survey are utilized to set the direction of the project, organize working committees, and select major indicators to be control.

### ② Safety Reporting System

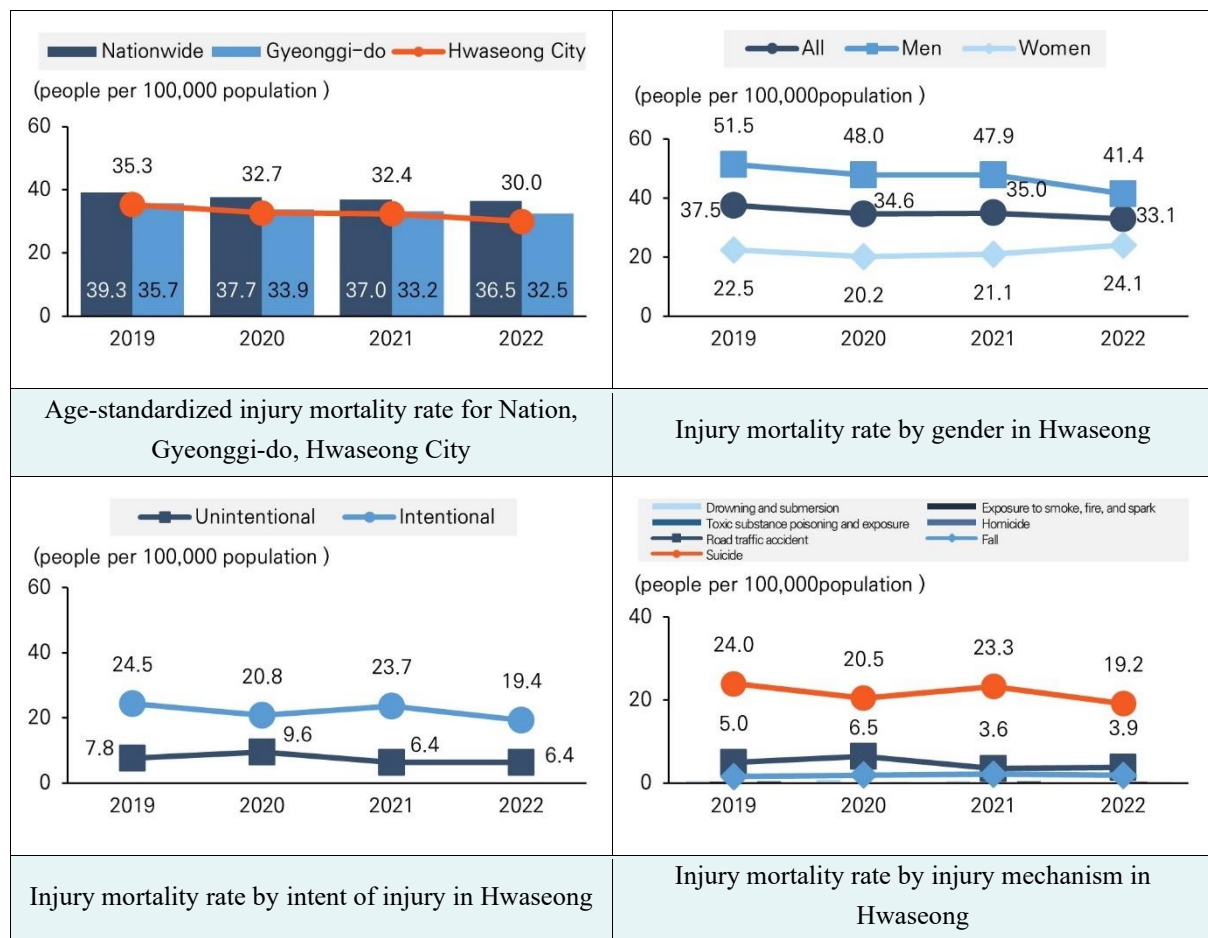
- The Safety Reporting System is a central government program that allows citizens to report risk factors in their lives using their mobile phones to report them to the government. It is divided into 'safety report,' 'living inconvenience report,' and 'automobile and traffic violation report.'
- 'Safety Report' is for intensive reports in summer, road and facility damage and breakdowns, construction and (demolition) site hazards, air pollution, water pollution, fire safety, and other safety and environmental pollution. 'Living inconvenience report' is for illegal advertisements, bicycles and motorcycles neglected and resulting inconveniences, garbage and waste, marine

garbage, illegal lodging, and other life-related inconveniences. ‘Automobile/ traffic violation report’ is for road traffic violations, two-wheelers violations, bus lane violations, license plate violations, illegal lighting/reflector obscuring/damage, illegal tuning/disassembly/manipulation, and other violations of automobile safety standards.

- Hwaseong City actively promotes the Safety Reporting System to identify and compensate for risks in the community, such as the ‘Summer-time Intensive Reporting Period for Disasters and Safety Risk Factors’ and the ‘Intensive Crackdown and Reporting Period on Motorcycles inside Parks.’
- The report and processing history of the Safety Reporting System can be datafied in Excel, and the data includes the type of report and detailed location. Hwaseong City intends to utilize the report type and detailed location of the safety reports to identify local risk environments by reviewing accident-prone areas in the community.

## 5. Injury Profile and Trend

- The age-standardized injury mortality rate in Hwaseong City is lower than that of the nation and Gyeonggi-do and is decreasing. By gender, men were more likely to be injured than women, and by intent, intentional injuries were higher than unintentional injuries, although they were decreasing. By injury mechanism, suicide was the highest, followed by road traffic accidents and falls (incl. falls from height).



Source: Statistics on Causes of Death from Statistics Korea

Figure 5. Trends in Deaths from Injuries for 2019-2022

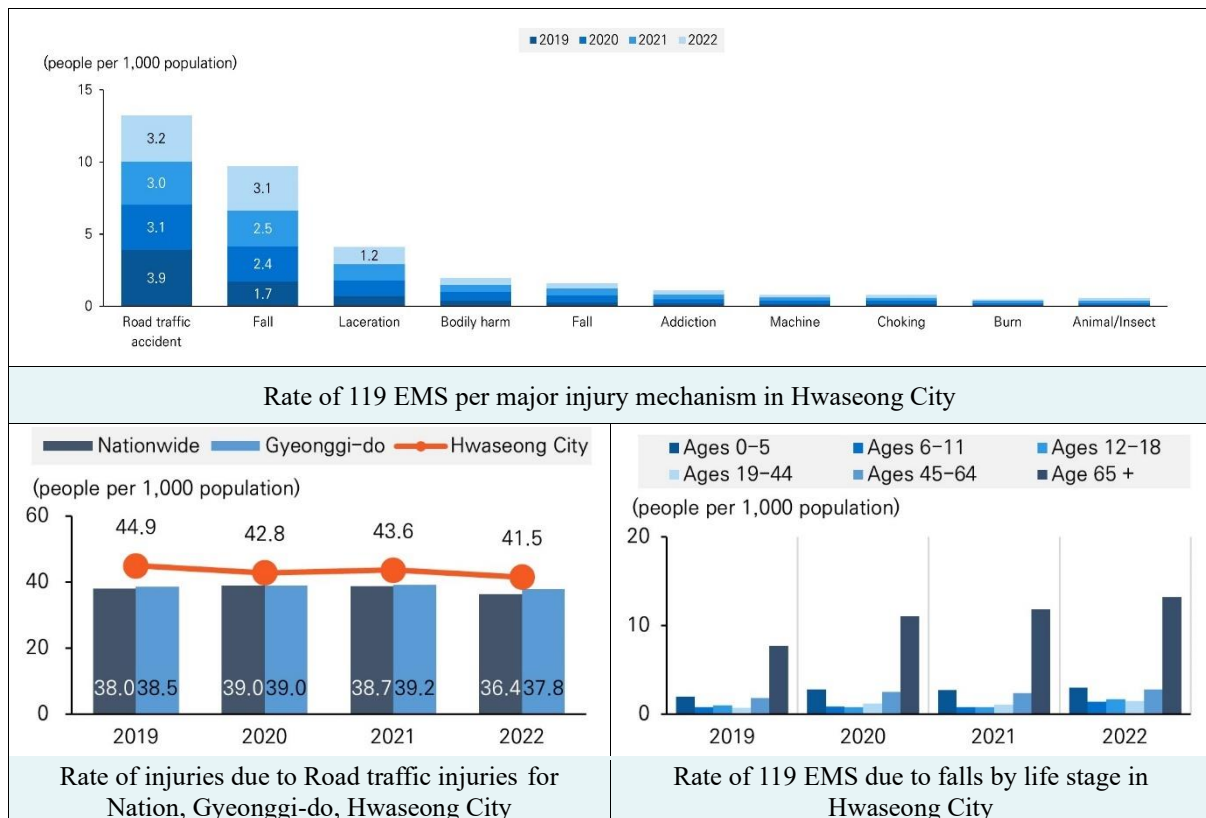
- When looking at mortality due to major injuries by lifecycle, the road traffic mortality rate per 100,000 people increased from 2.5 people in 2019 to 3.0 people in 2022 for those aged 19-44, while it decreased for the rest of the lifecycle. Falls (incl. falls from height) mortality rate increased from 1.4 people in 2019 to 2.4 people in 2022 for those aged 45-64, while decreasing from 15.2 people in 2019 to 12.9 people in 2022 for those aged 65 and older. The suicide mortality rate decreased in all life stages in 2022 compared to 2019, while the homicide rate increased from 0.0 in 2019 to 1.2 people in 2022 for those aged 65 and older.

Table 15. Trend of Injury Mortality Rates by Major Cause of Injury and by Life Stage for 2019-2022

(Unit: persons per 100,000 people)

| Category                  |               | 2019   |                | 2020   |                | 2021   |                | 2022   |                |
|---------------------------|---------------|--------|----------------|--------|----------------|--------|----------------|--------|----------------|
|                           |               | Deaths | Mortality rate | Deaths | Mortality rate | Deaths | Mortality rate | Deaths | Mortality rate |
| Road traffic injuries     | Aged 0 to 5   | 1      | 1.7            | 0      | 0.0            | 0      | 0.0            | 0      | 0.0            |
|                           | Aged 6 to 11  | 0      | 0.0            | 0      | 0.0            | 1      | 0.0            | 0      | 0.0            |
|                           | Aged 12 to 18 | 2      | 3.3            | 4      | 6.3            | 0      | 0.0            | 2      | 2.8            |
|                           | Aged 19 to 44 | 8      | 2.5            | 16     | 4.7            | 6      | 1.4            | 11     | 3.0            |
|                           | Aged 45 to 64 | 17     | 8.2            | 22     | 9.7            | 13     | 2.9            | 12     | 4.7            |
|                           | Aged 65 +     | 11     | 16.7           | 12     | 16.6           | 11     | 11.4           | 10     | 11.7           |
|                           | All           | 39     | 5.0            | 54     | 6.5            | 31     | 3.6            | 35     | 3.9            |
| Fall (fall from a height) | Aged 0 to 5   | 0      | 0.0            | 1      | 1.7            | 1      | 1.8            | 0      | 0.0            |
|                           | Aged 6 to 11  | 0      | 0.0            | 0      | 0.0            | 0      | 0.0            | 0      | 0.0            |
|                           | Aged 12 to 18 | 0      | 0.0            | 0      | 0.0            | 0      | 0.0            | 0      | 0.0            |
|                           | Aged 19 to 44 | 0      | 0.0            | 2      | 0.6            | 2      | 0.6            | 0      | 0.0            |
|                           | Aged 45 to 64 | 3      | 1.4            | 9      | 4.0            | 9      | 3.7            | 6      | 2.4            |
|                           | Aged 65 +     | 10     | 15.2           | 5      | 6.9            | 7      | 8.9            | 11     | 12.9           |
|                           | All           | 13     | 1.7            | 17     | 2.0            | 19     | 2.2            | 17     | 1.9            |
| suicide                   | Aged 0 to 5   | 0      | 0.0            | 0      | 0.0            | 0      | 0.0            | 0      | 0.0            |
|                           | Aged 6 to 11  | 0      | 0.0            | 0      | 0.0            | 0      | 0.0            | 0      | 0.0            |
|                           | Aged 12 to 18 | 10     | 16.6           | 4      | 6.3            | 8      | 11.9           | 9      | 12.8           |
|                           | Aged 19 to 44 | 75     | 23.1           | 77     | 22.4           | 89     | 25.0           | 74     | 20.4           |
|                           | Aged 45 to 64 | 68     | 32.7           | 56     | 24.8           | 69     | 28.6           | 58     | 22.7           |
|                           | Aged 65 +     | 35     | 53.0           | 34     | 47.0           | 36     | 45.6           | 31     | 36.2           |
|                           | All           | 188    | 24.0           | 171    | 20.5           | 202    | 23.3           | 172    | 19.2           |
| Homicide                  | Aged 0 to 5   | 0      | 0.0            | 0      | 0.0            | 2      | 3.6            | 0      | 0.0            |
|                           | Aged 6 to 11  | 0      | 0.0            | 0      | 0.0            | 0      | 0.0            | 0      | 0.0            |
|                           | Aged 12 to 18 | 1      | 1.7            | 0      | 0.0            | 0      | 0.0            | 0      | 0.0            |
|                           | Aged 19 to 44 | 1      | 0.3            | 0      | 0.0            | 1      | 0.3            | 0      | 0.0            |
|                           | Aged 45 to 64 | 2      | 1.0            | 1      | 0.4            | 1      | 0.4            | 1      | 0.4            |
|                           | Aged 65 +     | 0      | 0.0            | 1      | 1.4            | 0      | 0.0            | 1      | 1.2            |
|                           | All           | 4      | 0.5            | 2      | 0.2            | 4      | 0.5            | 2      | 0.2            |

- The rate of 119 EMS for Hwaseong citizens was 3.2 people for Road traffic injuries and 3.1 people for falls per 1,000 people as of 2022, and it has been increasing since 2020. The injury rate due to Road traffic injuries decreased from 44.9 people per 1,000 people in 2019 to 41.5 people in 2022, but it was higher than that of the nation and Gyeonggi-do, and the rate of 119 EMS due to falls by life stage was highest for the elderly aged 65 and over.



Sources: Road traffic accident analysis system of the Korea Road Traffic Authority, first aid logbook data of Gyeonggi-do Fire and Disaster Headquarters (provided by Gyeonggi Data Dream)

Figure 6. Trends in Injury Incidences for 2019-2022



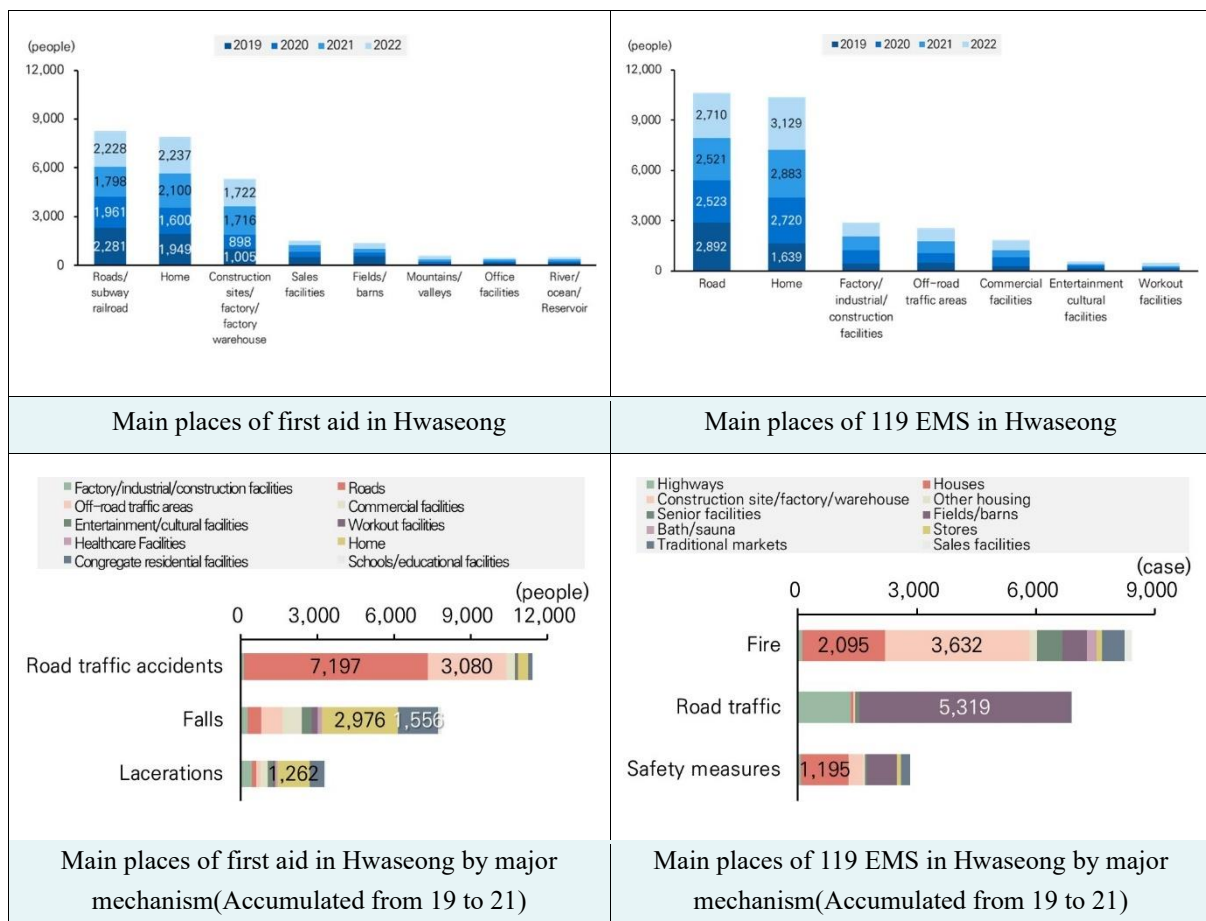
- The rate of road traffic accidents due to drunk driving in Hwaseong City decreased in 2021 compared to 2020, and then increased slightly in 2022. The incidence of road traffic accidents among elderly drivers significantly reduced in 2020 compared to 2019, but has gradually increased since then and is higher than that of the nation and Gyeonggi-do.
- Child abuse is on the rise, while elderly abuse has decreased since 2020. The top five crimes and violence have declined since 2020, but rape and sexual assault have increased slightly.



Sources: Road traffic accident analysis system of the Korea Road Traffic Authority, Gyeonggi Hwaseong child protection agency, Gyeonggi-do elderly protection agency, Community Safety Index of the Ministry of the Interior and Safety, 119 EMS activity log of Gyeonggi-do Fire and Disaster Management Headquarters (provided by Gyeonggi Data Dream)

Figure 7. Trends in Accidents for 2019-2022

- The main places of first aid use in Hwaseong City were roads, homes, and factories/industrial/construction facilities. First aid use due to Road traffic injuries was higher on roads than in non-road traffic areas, while first aid use due to falls and lacerations was higher at homes than at group living facilities.
- The main places of 119 EMS were roads/subways/railways, houses, and construction sites/factories/warehouses in their order. The main places of 119 EMS due to fire were construction sites/factories/warehouses and houses in their order; the main places of 119 EMS due to traffic accidents were roads/subways/rails and highways in their order; and the main areas of safety measures were houses and roads/subways/rails in their order.



Sources: Road traffic accident analysis system of the Korea Road Traffic Authority, first aid logbook data of Gyeonggi-do Fire and Disaster Headquarters

Figure 8. Trends in First Aid and 119 EMS by Place for 2019-2022

## 6. Dissemination

### 6.1. Ways to distribute injury surveillance data

#### (1) Policy-decision makers

- Hwaseong City reports the operation results to policy and decision-makers in the process of conducting research on community surveys and compiling injury statistics. In addition, the city reported on major issues in each field based on the results of the injury surveillance system at a meeting of the head of Bureaus of the city government and plans to conduct regular reports in the future to supplement safety promotion projects in vulnerable areas and discover new ones. In addition, some of the operational results of the injury surveillance system are disclosed through the policy research management system.

#### (2) Working-level staff

- Hwaseong City shares the results of the operation of the injury surveillance system in the Safe Community Working Committee and utilizes it for policy decision-making. In addition, it provides feedback on the injury status to those in charge of safety projects to be used as a basis for detailed planning, operation, and evaluation of injury prevention and safety promotion programs.

#### (3) Citizens

- Hwaseong City will share the status of injuries in the community through various methods such as card news, leaflets, and briefings.

| <p>화성시 안전사업 모니터링 및<br/>손상감시체계 운영 연구용역<br/>손상통계집</p> <p>2023. 5.</p> <p>화성시   화성대학교 산학협력단</p> | <p><b>목차</b></p> <p>1. 화성시 손상 통계 개요 ..... 1</p> <p>1. 손상통계팀 개요 ..... 3</p> <p>2. 손상통계팀의 체계 ..... 5</p> <p>3. 손상 통계 분야 주요현황 파악 ..... 7</p> <p>3-1. 주요현황 파악 ..... 7</p> <p>3-2. 교통사고 통계 분석 ..... 7</p> <p>3-3. 119구급통계 ..... 8</p> <p>3-4. 화재안전관리체계 주요현황 파악 ..... 8</p> <p>3-5. 지역안전관리체계 주요현황 파악 ..... 9</p> <p>3-6. 영생화장품 안전관리체계 주요현황 파악 ..... 9</p> <p>3-7. 지역안전관리체계 ..... 10</p> <p>3-8. 지역안전 현황 ..... 10</p> <p>3-9. 경찰서 3대 범죄현황 ..... 11</p> <p>3-10. 지역안전현황 ..... 12</p> <p>3-11. 지역안전현황 ..... 13</p> <p>3-12. 지역안전현황 ..... 14</p> <p>3-13. 지역안전현황 ..... 15</p> <p>3-14. 지역안전현황 ..... 16</p> <p>4. 화성시 손상통계 ..... 17</p> <p>4-1. 손상 현황 ..... 17</p> <p>4-2. 손상 현황 ..... 18</p> <p>4-3. 주요 현황 ..... 17</p> <p>4-4. 손상 현황 ..... 18</p> <p>4-5. 손상 현황 ..... 18</p> | <p>표 4-1. 2023년 5월 1일 기준 119, 화재, 안전, 화재조사 대상기관별 발생률(백분율) 기준 손상통계현황</p> <table border="1"> <thead> <tr> <th rowspan="2">구분</th> <th rowspan="2">구분</th> <th colspan="4">119구급통계</th> <th colspan="4">화재통계</th> <th colspan="4">화재조사 대상기관별 발생률(백분율) 기준 손상통계현황</th> </tr> <tr> <th>2023년 5월</th> <th>2023년 4월</th> <th>2023년 3월</th> <th>2023년 2월</th> <th>2023년 5월</th> <th>2023년 4월</th> <th>2023년 3월</th> <th>2023년 2월</th> <th>2023년 5월</th> <th>2023년 4월</th> <th>2023년 3월</th> <th>2023년 2월</th> </tr> </thead> <tbody> <tr> <td rowspan="12">화성시</td> <td rowspan="4">119구급통계</td> <td>구급통계</td> <td>1,21</td> <td>828</td> <td>813</td> <td>827</td> <td>812</td> <td>813</td> <td>812</td> <td>812</td> <td>812</td> <td>812</td> <td>812</td> <td>812</td> </tr> <tr> <td>구급통계</td> <td>1,21</td> <td>828</td> <td>813</td> <td>827</td> <td>812</td> <td>813</td> <td>812</td> <td>812</td> <td>812</td> <td>812</td> <td>812</td> <td>812</td> </tr> <tr> <td>구급통계</td> <td>1,21</td> <td>828</td> <td>813</td> <td>827</td> <td>812</td> <td>813</td> <td>812</td> <td>812</td> <td>812</td> <td>812</td> <td>812</td> <td>812</td> </tr> <tr> <td>구급통계</td> <td>1,21</td> <td>828</td> <td>813</td> <td>827</td> <td>812</td> <td>813</td> <td>812</td> <td>812</td> <td>812</td> <td>812</td> <td>812</td> <td>812</td> </tr> <tr> <td rowspan="4">화재통계</td> <td>화재통계</td> <td>1,21</td> <td>828</td> <td>813</td> <td>827</td> <td>812</td> <td>813</td> <td>812</td> <td>812</td> <td>812</td> <td>812</td> <td>812</td> <td>812</td> </tr> <tr> <td>화재통계</td> <td>1,21</td> <td>828</td> <td>813</td> <td>827</td> <td>812</td> <td>813</td> <td>812</td> <td>812</td> <td>812</td> <td>812</td> <td>812</td> <td>812</td> </tr> <tr> <td>화재통계</td> <td>1,21</td> <td>828</td> <td>813</td> <td>827</td> <td>812</td> <td>813</td> <td>812</td> <td>812</td> <td>812</td> <td>812</td> <td>812</td> <td>812</td> </tr> <tr> <td>화재통계</td> <td>1,21</td> <td>828</td> <td>813</td> <td>827</td> <td>812</td> <td>813</td> <td>812</td> <td>812</td> <td>812</td> <td>812</td> <td>812</td> <td>812</td> </tr> <tr> <td rowspan="4">화재조사 대상기관별 발생률(백분율) 기준 손상통계현황</td> <td>화재조사 대상기관별 발생률(백분율) 기준 손상통계현황</td> <td>1,21</td> <td>828</td> <td>813</td> <td>827</td> <td>812</td> <td>813</td> <td>812</td> <td>812</td> <td>812</td> <td>812</td> <td>812</td> <td>812</td> </tr> <tr> <td>화재조사 대상기관별 발생률(백분율) 기준 손상통계현황</td> <td>1,21</td> <td>828</td> <td>813</td> <td>827</td> <td>812</td> <td>813</td> <td>812</td> <td>812</td> <td>812</td> <td>812</td> <td>812</td> <td>812</td> </tr> <tr> <td>화재조사 대상기관별 발생률(백분율) 기준 손상통계현황</td> <td>1,21</td> <td>828</td> <td>813</td> <td>827</td> <td>812</td> <td>813</td> <td>812</td> <td>812</td> <td>812</td> <td>812</td> <td>812</td> <td>812</td> </tr> <tr> <td>화재조사 대상기관별 발생률(백분율) 기준 손상통계현황</td> <td>1,21</td> <td>828</td> <td>813</td> <td>827</td> <td>812</td> <td>813</td> <td>812</td> <td>812</td> <td>812</td> <td>812</td> <td>812</td> <td>812</td> </tr> </tbody> </table> | 구분       | 구분       | 119구급통계  |          |          |          | 화재통계     |                               |          |          | 화재조사 대상기관별 발생률(백분율) 기준 손상통계현황 |     |  |  | 2023년 5월 | 2023년 4월 | 2023년 3월 | 2023년 2월 | 2023년 5월 | 2023년 4월 | 2023년 3월 | 2023년 2월 | 2023년 5월 | 2023년 4월 | 2023년 3월 | 2023년 2월 | 화성시 | 119구급통계 | 구급통계 | 1,21 | 828 | 813 | 827 | 812 | 813 | 812 | 812 | 812 | 812 | 812 | 812 | 구급통계 | 1,21 | 828 | 813 | 827 | 812 | 813 | 812 | 812 | 812 | 812 | 812 | 812 | 구급통계 | 1,21 | 828 | 813 | 827 | 812 | 813 | 812 | 812 | 812 | 812 | 812 | 812 | 구급통계 | 1,21 | 828 | 813 | 827 | 812 | 813 | 812 | 812 | 812 | 812 | 812 | 812 | 화재통계 | 화재통계 | 1,21 | 828 | 813 | 827 | 812 | 813 | 812 | 812 | 812 | 812 | 812 | 812 | 화재통계 | 1,21 | 828 | 813 | 827 | 812 | 813 | 812 | 812 | 812 | 812 | 812 | 812 | 화재통계 | 1,21 | 828 | 813 | 827 | 812 | 813 | 812 | 812 | 812 | 812 | 812 | 812 | 화재통계 | 1,21 | 828 | 813 | 827 | 812 | 813 | 812 | 812 | 812 | 812 | 812 | 812 | 화재조사 대상기관별 발생률(백분율) 기준 손상통계현황 | 화재조사 대상기관별 발생률(백분율) 기준 손상통계현황 | 1,21 | 828 | 813 | 827 | 812 | 813 | 812 | 812 | 812 | 812 | 812 | 812 | 화재조사 대상기관별 발생률(백분율) 기준 손상통계현황 | 1,21 | 828 | 813 | 827 | 812 | 813 | 812 | 812 | 812 | 812 | 812 | 812 | 화재조사 대상기관별 발생률(백분율) 기준 손상통계현황 | 1,21 | 828 | 813 | 827 | 812 | 813 | 812 | 812 | 812 | 812 | 812 | 812 | 화재조사 대상기관별 발생률(백분율) 기준 손상통계현황 | 1,21 | 828 | 813 | 827 | 812 | 813 | 812 | 812 | 812 | 812 | 812 | 812 |
|--|---|---|----------|----------|----------|----------|----------|----------|----------|-------------------------------|----------|----------|-------------------------------|-----|--|--|----------|----------|----------|----------|----------|----------|----------|----------|----------|----------|----------|----------|-----|---------|------|------|-----|-----|-----|-----|-----|-----|-----|-----|-----|-----|-----|------|------|-----|-----|-----|-----|-----|-----|-----|-----|-----|-----|-----|------|------|-----|-----|-----|-----|-----|-----|-----|-----|-----|-----|-----|------|------|-----|-----|-----|-----|-----|-----|-----|-----|-----|-----|-----|------|------|------|-----|-----|-----|-----|-----|-----|-----|-----|-----|-----|-----|------|------|-----|-----|-----|-----|-----|-----|-----|-----|-----|-----|-----|------|------|-----|-----|-----|-----|-----|-----|-----|-----|-----|-----|-----|------|------|-----|-----|-----|-----|-----|-----|-----|-----|-----|-----|-----|-------------------------------|-------------------------------|------|-----|-----|-----|-----|-----|-----|-----|-----|-----|-----|-----|-------------------------------|------|-----|-----|-----|-----|-----|-----|-----|-----|-----|-----|-----|-------------------------------|------|-----|-----|-----|-----|-----|-----|-----|-----|-----|-----|-----|-------------------------------|------|-----|-----|-----|-----|-----|-----|-----|-----|-----|-----|-----|
| 구분   | 구분  | 119구급통계   |          |          |          | 화재통계     |          |          |          | 화재조사 대상기관별 발생률(백분율) 기준 손상통계현황 |          |          |                               |     |  |  |          |          |          |          |          |          |          |          |          |          |          |          |     |         |      |      |     |     |     |     |     |     |     |     |     |     |     |      |      |     |     |     |     |     |     |     |     |     |     |     |      |      |     |     |     |     |     |     |     |     |     |     |     |      |      |     |     |     |     |     |     |     |     |     |     |     |      |      |      |     |     |     |     |     |     |     |     |     |     |     |      |      |     |     |     |     |     |     |     |     |     |     |     |      |      |     |     |     |     |     |     |     |     |     |     |     |      |      |     |     |     |     |     |     |     |     |     |     |     |                               |                               |      |     |     |     |     |     |     |     |     |     |     |     |                               |      |     |     |     |     |     |     |     |     |     |     |     |                               |      |     |     |     |     |     |     |     |     |     |     |     |                               |      |     |     |     |     |     |     |     |     |     |     |     |
|  |   | 2023년 5월  | 2023년 4월 | 2023년 3월 | 2023년 2월 | 2023년 5월 | 2023년 4월 | 2023년 3월 | 2023년 2월 | 2023년 5월                      | 2023년 4월 | 2023년 3월 | 2023년 2월                      |     |  |  |          |          |          |          |          |          |          |          |          |          |          |          |     |         |      |      |     |     |     |     |     |     |     |     |     |     |     |      |      |     |     |     |     |     |     |     |     |     |     |     |      |      |     |     |     |     |     |     |     |     |     |     |     |      |      |     |     |     |     |     |     |     |     |     |     |     |      |      |      |     |     |     |     |     |     |     |     |     |     |     |      |      |     |     |     |     |     |     |     |     |     |     |     |      |      |     |     |     |     |     |     |     |     |     |     |     |      |      |     |     |     |     |     |     |     |     |     |     |     |                               |                               |      |     |     |     |     |     |     |     |     |     |     |     |                               |      |     |     |     |     |     |     |     |     |     |     |     |                               |      |     |     |     |     |     |     |     |     |     |     |     |                               |      |     |     |     |     |     |     |     |     |     |     |     |
| 화성시  | 119구급통계   | 구급통계  | 1,21     | 828      | 813      | 827      | 812      | 813      | 812      | 812                           | 812      | 812      | 812                           | 812 |  |  |          |          |          |          |          |          |          |          |          |          |          |          |     |         |      |      |     |     |     |     |     |     |     |     |     |     |     |      |      |     |     |     |     |     |     |     |     |     |     |     |      |      |     |     |     |     |     |     |     |     |     |     |     |      |      |     |     |     |     |     |     |     |     |     |     |     |      |      |      |     |     |     |     |     |     |     |     |     |     |     |      |      |     |     |     |     |     |     |     |     |     |     |     |      |      |     |     |     |     |     |     |     |     |     |     |     |      |      |     |     |     |     |     |     |     |     |     |     |     |                               |                               |      |     |     |     |     |     |     |     |     |     |     |     |                               |      |     |     |     |     |     |     |     |     |     |     |     |                               |      |     |     |     |     |     |     |     |     |     |     |     |                               |      |     |     |     |     |     |     |     |     |     |     |     |
|  |   | 구급통계  | 1,21     | 828      | 813      | 827      | 812      | 813      | 812      | 812                           | 812      | 812      | 812                           | 812 |  |  |          |          |          |          |          |          |          |          |          |          |          |          |     |         |      |      |     |     |     |     |     |     |     |     |     |     |     |      |      |     |     |     |     |     |     |     |     |     |     |     |      |      |     |     |     |     |     |     |     |     |     |     |     |      |      |     |     |     |     |     |     |     |     |     |     |     |      |      |      |     |     |     |     |     |     |     |     |     |     |     |      |      |     |     |     |     |     |     |     |     |     |     |     |      |      |     |     |     |     |     |     |     |     |     |     |     |      |      |     |     |     |     |     |     |     |     |     |     |     |                               |                               |      |     |     |     |     |     |     |     |     |     |     |     |                               |      |     |     |     |     |     |     |     |     |     |     |     |                               |      |     |     |     |     |     |     |     |     |     |     |     |                               |      |     |     |     |     |     |     |     |     |     |     |     |
|  |   | 구급통계  | 1,21     | 828      | 813      | 827      | 812      | 813      | 812      | 812                           | 812      | 812      | 812                           | 812 |  |  |          |          |          |          |          |          |          |          |          |          |          |          |     |         |      |      |     |     |     |     |     |     |     |     |     |     |     |      |      |     |     |     |     |     |     |     |     |     |     |     |      |      |     |     |     |     |     |     |     |     |     |     |     |      |      |     |     |     |     |     |     |     |     |     |     |     |      |      |      |     |     |     |     |     |     |     |     |     |     |     |      |      |     |     |     |     |     |     |     |     |     |     |     |      |      |     |     |     |     |     |     |     |     |     |     |     |      |      |     |     |     |     |     |     |     |     |     |     |     |                               |                               |      |     |     |     |     |     |     |     |     |     |     |     |                               |      |     |     |     |     |     |     |     |     |     |     |     |                               |      |     |     |     |     |     |     |     |     |     |     |     |                               |      |     |     |     |     |     |     |     |     |     |     |     |
|  |   | 구급통계  | 1,21     | 828      | 813      | 827      | 812      | 813      | 812      | 812                           | 812      | 812      | 812                           | 812 |  |  |          |          |          |          |          |          |          |          |          |          |          |          |     |         |      |      |     |     |     |     |     |     |     |     |     |     |     |      |      |     |     |     |     |     |     |     |     |     |     |     |      |      |     |     |     |     |     |     |     |     |     |     |     |      |      |     |     |     |     |     |     |     |     |     |     |     |      |      |      |     |     |     |     |     |     |     |     |     |     |     |      |      |     |     |     |     |     |     |     |     |     |     |     |      |      |     |     |     |     |     |     |     |     |     |     |     |      |      |     |     |     |     |     |     |     |     |     |     |     |                               |                               |      |     |     |     |     |     |     |     |     |     |     |     |                               |      |     |     |     |     |     |     |     |     |     |     |     |                               |      |     |     |     |     |     |     |     |     |     |     |     |                               |      |     |     |     |     |     |     |     |     |     |     |     |
|  | 화재통계  | 화재통계  | 1,21     | 828      | 813      | 827      | 812      | 813      | 812      | 812                           | 812      | 812      | 812                           | 812 |  |  |          |          |          |          |          |          |          |          |          |          |          |          |     |         |      |      |     |     |     |     |     |     |     |     |     |     |     |      |      |     |     |     |     |     |     |     |     |     |     |     |      |      |     |     |     |     |     |     |     |     |     |     |     |      |      |     |     |     |     |     |     |     |     |     |     |     |      |      |      |     |     |     |     |     |     |     |     |     |     |     |      |      |     |     |     |     |     |     |     |     |     |     |     |      |      |     |     |     |     |     |     |     |     |     |     |     |      |      |     |     |     |     |     |     |     |     |     |     |     |                               |                               |      |     |     |     |     |     |     |     |     |     |     |     |                               |      |     |     |     |     |     |     |     |     |     |     |     |                               |      |     |     |     |     |     |     |     |     |     |     |     |                               |      |     |     |     |     |     |     |     |     |     |     |     |
|  |   | 화재통계  | 1,21     | 828      | 813      | 827      | 812      | 813      | 812      | 812                           | 812      | 812      | 812                           | 812 |  |  |          |          |          |          |          |          |          |          |          |          |          |          |     |         |      |      |     |     |     |     |     |     |     |     |     |     |     |      |      |     |     |     |     |     |     |     |     |     |     |     |      |      |     |     |     |     |     |     |     |     |     |     |     |      |      |     |     |     |     |     |     |     |     |     |     |     |      |      |      |     |     |     |     |     |     |     |     |     |     |     |      |      |     |     |     |     |     |     |     |     |     |     |     |      |      |     |     |     |     |     |     |     |     |     |     |     |      |      |     |     |     |     |     |     |     |     |     |     |     |                               |                               |      |     |     |     |     |     |     |     |     |     |     |     |                               |      |     |     |     |     |     |     |     |     |     |     |     |                               |      |     |     |     |     |     |     |     |     |     |     |     |                               |      |     |     |     |     |     |     |     |     |     |     |     |
|  |   | 화재통계  | 1,21     | 828      | 813      | 827      | 812      | 813      | 812      | 812                           | 812      | 812      | 812                           | 812 |  |  |          |          |          |          |          |          |          |          |          |          |          |          |     |         |      |      |     |     |     |     |     |     |     |     |     |     |     |      |      |     |     |     |     |     |     |     |     |     |     |     |      |      |     |     |     |     |     |     |     |     |     |     |     |      |      |     |     |     |     |     |     |     |     |     |     |     |      |      |      |     |     |     |     |     |     |     |     |     |     |     |      |      |     |     |     |     |     |     |     |     |     |     |     |      |      |     |     |     |     |     |     |     |     |     |     |     |      |      |     |     |     |     |     |     |     |     |     |     |     |                               |                               |      |     |     |     |     |     |     |     |     |     |     |     |                               |      |     |     |     |     |     |     |     |     |     |     |     |                               |      |     |     |     |     |     |     |     |     |     |     |     |                               |      |     |     |     |     |     |     |     |     |     |     |     |
|  |   | 화재통계  | 1,21     | 828      | 813      | 827      | 812      | 813      | 812      | 812                           | 812      | 812      | 812                           | 812 |  |  |          |          |          |          |          |          |          |          |          |          |          |          |     |         |      |      |     |     |     |     |     |     |     |     |     |     |     |      |      |     |     |     |     |     |     |     |     |     |     |     |      |      |     |     |     |     |     |     |     |     |     |     |     |      |      |     |     |     |     |     |     |     |     |     |     |     |      |      |      |     |     |     |     |     |     |     |     |     |     |     |      |      |     |     |     |     |     |     |     |     |     |     |     |      |      |     |     |     |     |     |     |     |     |     |     |     |      |      |     |     |     |     |     |     |     |     |     |     |     |                               |                               |      |     |     |     |     |     |     |     |     |     |     |     |                               |      |     |     |     |     |     |     |     |     |     |     |     |                               |      |     |     |     |     |     |     |     |     |     |     |     |                               |      |     |     |     |     |     |     |     |     |     |     |     |
|  | 화재조사 대상기관별 발생률(백분율) 기준 손상통계현황   | 화재조사 대상기관별 발생률(백분율) 기준 손상통계현황   | 1,21     | 828      | 813      | 827      | 812      | 813      | 812      | 812                           | 812      | 812      | 812                           | 812 |  |  |          |          |          |          |          |          |          |          |          |          |          |          |     |         |      |      |     |     |     |     |     |     |     |     |     |     |     |      |      |     |     |     |     |     |     |     |     |     |     |     |      |      |     |     |     |     |     |     |     |     |     |     |     |      |      |     |     |     |     |     |     |     |     |     |     |     |      |      |      |     |     |     |     |     |     |     |     |     |     |     |      |      |     |     |     |     |     |     |     |     |     |     |     |      |      |     |     |     |     |     |     |     |     |     |     |     |      |      |     |     |     |     |     |     |     |     |     |     |     |                               |                               |      |     |     |     |     |     |     |     |     |     |     |     |                               |      |     |     |     |     |     |     |     |     |     |     |     |                               |      |     |     |     |     |     |     |     |     |     |     |     |                               |      |     |     |     |     |     |     |     |     |     |     |     |
|  |   | 화재조사 대상기관별 발생률(백분율) 기준 손상통계현황   | 1,21     | 828      | 813      | 827      | 812      | 813      | 812      | 812                           | 812      | 812      | 812                           | 812 |  |  |          |          |          |          |          |          |          |          |          |          |          |          |     |         |      |      |     |     |     |     |     |     |     |     |     |     |     |      |      |     |     |     |     |     |     |     |     |     |     |     |      |      |     |     |     |     |     |     |     |     |     |     |     |      |      |     |     |     |     |     |     |     |     |     |     |     |      |      |      |     |     |     |     |     |     |     |     |     |     |     |      |      |     |     |     |     |     |     |     |     |     |     |     |      |      |     |     |     |     |     |     |     |     |     |     |     |      |      |     |     |     |     |     |     |     |     |     |     |     |                               |                               |      |     |     |     |     |     |     |     |     |     |     |     |                               |      |     |     |     |     |     |     |     |     |     |     |     |                               |      |     |     |     |     |     |     |     |     |     |     |     |                               |      |     |     |     |     |     |     |     |     |     |     |     |
|  |   | 화재조사 대상기관별 발생률(백분율) 기준 손상통계현황   | 1,21     | 828      | 813      | 827      | 812      | 813      | 812      | 812                           | 812      | 812      | 812                           | 812 |  |  |          |          |          |          |          |          |          |          |          |          |          |          |     |         |      |      |     |     |     |     |     |     |     |     |     |     |     |      |      |     |     |     |     |     |     |     |     |     |     |     |      |      |     |     |     |     |     |     |     |     |     |     |     |      |      |     |     |     |     |     |     |     |     |     |     |     |      |      |      |     |     |     |     |     |     |     |     |     |     |     |      |      |     |     |     |     |     |     |     |     |     |     |     |      |      |     |     |     |     |     |     |     |     |     |     |     |      |      |     |     |     |     |     |     |     |     |     |     |     |                               |                               |      |     |     |     |     |     |     |     |     |     |     |     |                               |      |     |     |     |     |     |     |     |     |     |     |     |                               |      |     |     |     |     |     |     |     |     |     |     |     |                               |      |     |     |     |     |     |     |     |     |     |     |     |
|  |   | 화재조사 대상기관별 발생률(백분율) 기준 손상통계현황   | 1,21     | 828      | 813      | 827      | 812      | 813      | 812      | 812                           | 812      | 812      | 812                           | 812 |  |  |          |          |          |          |          |          |          |          |          |          |          |          |     |         |      |      |     |     |     |     |     |     |     |     |     |     |     |      |      |     |     |     |     |     |     |     |     |     |     |     |      |      |     |     |     |     |     |     |     |     |     |     |     |      |      |     |     |     |     |     |     |     |     |     |     |     |      |      |      |     |     |     |     |     |     |     |     |     |     |     |      |      |     |     |     |     |     |     |     |     |     |     |     |      |      |     |     |     |     |     |     |     |     |     |     |     |      |      |     |     |     |     |     |     |     |     |     |     |     |                               |                               |      |     |     |     |     |     |     |     |     |     |     |     |                               |      |     |     |     |     |     |     |     |     |     |     |     |                               |      |     |     |     |     |     |     |     |     |     |     |     |                               |      |     |     |     |     |     |     |     |     |     |     |     |

## **INDICATOR 3: Comprehensive – Projects covering all genders, ages, environments and situations based on best practices in injury prevention and safety promotion**

- For a comprehensive approach to safety, Hwaseong City has been actively operating a comprehensive program by the indicators for the International Safe Community designation in cooperation with various organizations such as city government, public institutions, private institutions and organizations. Hwaseong City balances active interventions (education, counseling, publicity, campaigns, etc.) and passive interventions (environmental improvement, engineering improvement, policy regulation, and strengthening, etc.) depending on the time before, during, and after an injury occurs.
- As of 2024, Hwaseong City operates 204 programs, including road traffic safety, fall prevention, occupational safety, safety from disasters, suicide prevention, violence prevention, and injury prevention for infants, children, and the elderly.
- Home safety, leisure safety, sports safety, and water safety are included in the category of safety from disasters, and school safety is included in the category of road traffic, suicide, and violence prevention.

Table 16. Project for the Category of Road Traffic Safety

| Category                                 | Infant and toddler  | Child   | Youth  | Adult  | Elderly   |
|--|---|---|--|--|---|
| Education                                | <ul style="list-style-type: none"> <li>Safety education for school bus operators, etc.</li> <li>Road traffic safety education for children</li> </ul>   |   |  |  |   |
| Promotional campaign                     | <ul style="list-style-type: none"> <li>Improvement of traffic safety awareness</li> </ul>   |   |  | <ul style="list-style-type: none"> <li>Visiting education on bicycle safety</li> </ul>   |   |
|  | <ul style="list-style-type: none"> <li>School zone road traffic safety campaign</li> </ul>  |   |  |  |   |
| Environmental improvements               | <ul style="list-style-type: none"> <li>Designation of child protection zones</li> </ul>   |   |  |  | <ul style="list-style-type: none"> <li>Improvement and management of protection zones for mobility-impaired people</li> <li>Designation of senior protection zones</li> </ul> |
|  | <ul style="list-style-type: none"> <li>Improvement and management of protection zones for mobility-impaired people</li> </ul>   |   |  |  |   |
|  |   | <ul style="list-style-type: none"> <li>Support road traffic safety guidance activities</li> </ul> |  |  |   |
|  | <ul style="list-style-type: none"> <li>Urban living environment improvement (Rural living environment improvement)</li> <li>Support for car safety inspections to help establish a culture of traffic safety</li> <li>Install and manage automated parking enforcement systems</li> <li>Paint and put signage at no parking zones</li> <li>Introduce special vehicles for mobility-impaired people</li> <li>Installation and management of traffic signals</li> <li>Installation and management of traffic enforcement cameras</li> <li>Installation and management of traffic safety facilities</li> </ul> |   | <ul style="list-style-type: none"> <li>Pedestrian safety system at Smart School Zones</li> <li>Special enforcement efforts to root out drunken driving</li> <li>Improvement of road traffic accident-prone areas</li> <li>Road maintenance</li> <li>Pave and resurface streets in town</li> <li>Dredging of roadside drainage ditches for pavement repairs on municipal, rural, and urban roads</li> <li>Road sign maintenance and repair</li> <li>Routine inspection and maintenance of roadway structures</li> </ul> | <ul style="list-style-type: none"> <li>Sidewalk installation construction</li> <li>Sidewalk maintenance</li> <li>Security light maintenance work</li> <li>Streetlight maintenance work</li> <li>Bike lane maintenance</li> <li>Bike lane construction project</li> <li>Paint and maintain vehicle lanes</li> <li>Installation and maintenance of roadway safety structures</li> <li>Installation and maintenance of speed bumps</li> </ul> |   |
| Strengthening of policies and regulation | <ul style="list-style-type: none"> <li>School zone traffic safety campaigns and facility inspections</li> <li>Designation of child protection zones</li> </ul>  |   |  |  | <ul style="list-style-type: none"> <li>Encourage old drivers to surrender their driver's license</li> <li>Designate senior protection zones</li> </ul>                        |
|  | <ul style="list-style-type: none"> <li>Operation and management of illegal parking enforcement</li> <li>Support for traffic safety guidance activities</li> <li>Pilot operation of unmanned enforcement cameras for two-wheelers</li> <li>Installation and management of traffic enforcement cameras</li> </ul>   |   |  | <ul style="list-style-type: none"> <li>Deployment of Intelligent Transportation Systems (ITS)</li> <li>Operation of signal control system</li> <li>Illegal parking enforcement</li> </ul>  |   |
| Council operation                        | <ul style="list-style-type: none"> <li>Operation of the traffic sector committee</li> </ul>   |   |  |  |   |
| Budget support                           |   |   |  |  | <ul style="list-style-type: none"> <li>Expand operation of a mobility support center for mobility-impaired people</li> </ul>  |
|  | <ul style="list-style-type: none"> <li>Support for car safety inspections to establish a culture of traffic safety</li> <li>Support for road traffic safety guidance activities</li> </ul>  |   |  |  |   |

Table 17. Project for the Category of Elderly Fall Prevention

| Category                   | Elderly  |
|----------------------------|--|
| Education                  | <ul style="list-style-type: none"> <li>• Create healthier centenarians</li> <li>• Create a healthy centenarian university</li> <li>• Winter public healthcare education at public-private partnership Health Village</li> <li>• “Jung Jung Dang Dang” with integrity and pride - More workouts</li> <li>• Develop a diffusion model to promote fall prevention projects in Hwaseong City</li> <li>• Senior preventive exercise program</li> <li>• Smart public healthcare</li> <li>• Fall prevention exercises</li> <li>• Village-based healthcare for the elderly ‘Ondol Public Senior Community Center’</li> </ul> |
| Promotional campaign       | <ul style="list-style-type: none"> <li>• Safety Check Day campaign (promoting senior fall prevention and distributing supplies)</li> </ul>   |
| Environmental improvements | <ul style="list-style-type: none"> <li>• Improvement of housing conditions for vulnerable seniors and seniors in crisis in 2023</li> <li>• Municipal per-route maintenance support</li> <li>• Maintenance support for senior community centers</li> </ul>  |
| Council operation          | <ul style="list-style-type: none"> <li>• Village-based healthcare for the elderly ‘Ondol Public Senior Community Center’</li> </ul>  |
| Budget support             | <ul style="list-style-type: none"> <li>• Walker and hearing aid support for the elderly</li> </ul>   |

Table 18. Project for the Category of Occupational Safety

| Category                                 | Adult  | Elderly |
|--|--|---------|
| Education                                | <ul style="list-style-type: none"> <li>• Support for education on agricultural machinery safety</li> <li>• Customized safety management for each crop as a pilot project</li> <li>• Education on skills for the safe use of rented farm equipment                             <ul style="list-style-type: none"> <li>• Education and training on farm equipment</li> </ul> </li> </ul> |         |
|  | <ul style="list-style-type: none"> <li>• Occupational safety and public health management</li> </ul>   |         |
| Consultation                             | <ul style="list-style-type: none"> <li>• Support for SME development (support for preventing occupational accidents)</li> </ul>  |         |
| Environmental improvements               | <ul style="list-style-type: none"> <li>• Customized safety management for each crop as a pilot project                             <ul style="list-style-type: none"> <li>• Establish a fishing vessel accident prevention system</li> <li>• Support for customized factory fire mitigation measures</li> </ul> </li> </ul>  |         |
| Strengthening of policies and regulation | <ul style="list-style-type: none"> <li>• Farmers’ safety and disaster insurance</li> </ul>   |         |
|  | <ul style="list-style-type: none"> <li>• Hwaseong City’s Basic Plan for Labor Policy</li> <li>• Joint safety inspection of industrial parks</li> </ul>   |         |
| Budget support                           | <ul style="list-style-type: none"> <li>• Farmers’ safety and disaster insurance</li> <li>• Establish a fishing vessel accident prevention system</li> </ul>  |         |

Table 19. Project for the Category of Disaster safety

| Category                   | Infant and toddler  | Child | Youth   | Adult  | Elderly  |
|----------------------------|---|-------|---|--|--|
| Education                  | <ul style="list-style-type: none"> <li>Disaster response drills</li> <li>Support for on-site training at basic units of the community</li> <li>Enhance capabilities of community self-disaster prevention group</li> <li>Operation of safety experience classes</li> <li>Operation of maritime academy</li> <li>Education cost support for first aid training, including CPR</li> </ul> |       |   | <ul style="list-style-type: none"> <li>Support for rural tourism entrepreneurs</li> <li>Support for fishermen's subscription of safety insurance</li> <li>Educate and evaluate wildfire fighters</li> <li>Operation of a landslide situation room</li> <li>Foreigners' autonomous neighborhood watch</li> <li>Joint fire drills among public institutions</li> <li>Education on CPR, how to use fire extinguishers, first aid, etc.</li> <li>Guide about disaster prevention skills</li> </ul> |  |
| Promotional campaign       |   |       |   | <ul style="list-style-type: none"> <li>Pilot operation of a chemical monitoring group for Hwaseong City</li> </ul>   |  |
|                            | <ul style="list-style-type: none"> <li>Promotion of the National Safety Diagnosis</li> </ul>  |       | <ul style="list-style-type: none"> <li>Operation of wildfire prevention measures</li> </ul> |  |  |
| Consultation               |   |       |   |  | <ul style="list-style-type: none"> <li>Support for a happy community for seniors living alone</li> <li>Emergency safety and security services for seniors living alone</li> </ul>  |
| Environmental improvements |   |       |   | <ul style="list-style-type: none"> <li>Maritime safety management against natural disaster</li> <li>Establish a fishing vessel accident prevention system</li> <li>Operation of labor safety safeguards</li> </ul>   | <ul style="list-style-type: none"> <li>Support for a happy community for seniors living alone</li> <li>Emergency safety and security services for seniors living alone</li> <li>Support for municipal community senior center maintenance and repair</li> <li>Support for maintenance of community senior centers</li> </ul> |

|  |   |  |  |
|--|---|--|--|
|  | <ul style="list-style-type: none"> <li>• Maintenance of drainage pumping stations</li> <li>• Maintenance of small streams (Bamdui Stream)</li> <li>• Maintenance of small streams (Seoho Stream)</li> <li>• Repair of small stream embankments</li> <li>• Maintenance of small streams</li> <li>• Maintenance of agricultural infrastructure</li> <li>• Improvement of frequently flooded roads under Pungmu Bridge overpass</li> <li>• Improvement of frequently flooded roads under the West Coast Expressway overpass</li> <li>• Advancement of integrated platform for smart city</li> <li>• Management of safety against natural disasters</li> <li>• Maintenance of retention basins</li> </ul> | <ul style="list-style-type: none"> <li>• Safety management of steep slopes</li> <li>• Support for activities of the local volunteer disaster prevention group</li> <li>• Expansion of early disaster warning system</li> <li>• Installation of heat wave reduction facilities</li> <li>• Customized support for vulnerable groups for safety</li> <li>• Safety measures for public facilities</li> <li>• Operation of disaster management funds</li> <li>• Support for fire safety performance improvement</li> <li>• Establishment and maintenance of disaster prevention systems for traditional temples</li> <li>• Establishment of disaster prevention facilities for cultural heritage</li> </ul> | <ul style="list-style-type: none"> <li>• Maintenance of anti-disaster facilities for cultural heritage</li> <li>• Disaster safety management of provincially-designated cultural properties</li> <li>• Maintenance of cultural heritage</li> <li>• Support for the distribution of automated external defibrillators (AEDs)</li> <li>• Support for traditional markets and shopping districts</li> <li>• Removal of trees at risk of disaster in forests</li> <li>• Establishment and operation of wildfire prevention system</li> <li>• Operation of wildfire prevention measures</li> <li>• Installation of automatic road-blocking facilities on flood-prone roads</li> <li>• Promotion of activities to prevent major civil disasters</li> </ul> |
| Strengthening of policies and regulation |   |  | <ul style="list-style-type: none"> <li>• Promotion of green energy-saving equipment</li> <li>• Help fishermen enroll in disaster insurance</li> </ul>  |
|  |   |  | <ul style="list-style-type: none"> <li>• Operation of city safety centers</li> <li>• Electrical safety diagnosis for barns</li> <li>• Pilot operation of a chemical monitoring group for Hwaseong City</li> </ul>  |
| Council operation                        | <ul style="list-style-type: none"> <li>• Operation of snow removal measures for roads</li> <li>• Advancement of integrated platform for smart city</li> <li>• Operation of storm and flood insurance</li> <li>• Promotion of national safety diagnosis</li> <li>• Maintenance of Class 3 facilities</li> <li>• Operation of water safety management during swimming season</li> <li>• Establishment and maintenance of disaster prevention systems for traditional temples</li> <li>• Operation of the National Disaster Medical System</li> <li>• Stockpile management of relief supplies</li> <li>• Support for safety management of rural homestays</li> </ul>                                     |  | <ul style="list-style-type: none"> <li>• Wildfire prevention measures</li> <li>• Survey of areas at risk of landslides</li> <li>• Inspection of protection systems for vulnerable facilities against terrorism</li> <li>• Foreigners' autonomous neighborhood watch</li> <li>• Community centers for fire victims</li> <li>• Inspection of firefighting water facilities during the spring thaw season</li> <li>• Certification system for excellent safety management in multi-use businesses</li> <li>• Promotion of activities to prevent major civil disasters</li> </ul>  |
|  |   |  | <ul style="list-style-type: none"> <li>• Pilot operation of a chemical monitoring group for Hwaseong City</li> </ul>   |
| Civic engagement                         | <ul style="list-style-type: none"> <li>• Operation of a Landslide Vulnerability Committee</li> </ul>  |  | <ul style="list-style-type: none"> <li>• Foreigners' autonomous neighborhood watch</li> </ul>  |
| Budget support                           |   |  | <ul style="list-style-type: none"> <li>• Establish a fishing vessel accident prevention system</li> <li>• Deployment of green energy-saving equipment</li> <li>• Helping fishermen subscribe to disaster insurance</li> </ul>  |
|  |   | <ul style="list-style-type: none"> <li>• Operation of snow removal measures for roads</li> <li>• Operation of storm and flood insurance</li> <li>• Support for CPR and first aid training expenses</li> <li>• Stockpile management of relief supplies</li> <li>• Wildfire prevention measures</li> </ul>   |  |



Table 20. Project for the Category of suicide Prevention

| Category                                 | Child   | Youth  | Adult   | Elderly  |
|--|---|--|---|--|
| Education                                | <ul style="list-style-type: none"> <li>• Operation of basic mental health and welfare centers</li> <li>• Support for suicide survivors</li> <li>• Strengthening capacity and burnout prevention for suicide prevention staff</li> </ul>   |  | <ul style="list-style-type: none"> <li>• Training and management of ‘Care Leaders,’ who are suicide prevention gatekeepers</li> <li>• Support for ‘Reassuring Buses’</li> </ul>   |  |
|  | <ul style="list-style-type: none"> <li>• Promotion of mental health of children and adolescents</li> </ul>  |  |   |  |
|  | <ul style="list-style-type: none"> <li>• Sociability improvement program - “We Up! Mind Up!”</li> </ul>   | <ul style="list-style-type: none"> <li>• Establishment of youth safety nets</li> <li>• Strengthening of youth safety nets</li> <li>• Customized programs for high-risk youth</li> </ul>                                    |   |  |
| Promotional campaign                     | <ul style="list-style-type: none"> <li>• Operation of basic mental health and welfare centers</li> <li>• ‘Connecting Life’ campaign</li> <li>• Life-Love contest</li> <li>• Support for suicide survivors</li> </ul>  |  | <ul style="list-style-type: none"> <li>• Suicide Prevention Day campaign</li> <li>• Campaign to improve briquette sales – ‘Life-Love Practice Store’</li> </ul>   | <ul style="list-style-type: none"> <li>• Operation of suicide prevention programs at basic mental health and welfare centers</li> <li>• Life-Love practice pharmacies</li> <li>• Suicide prevention hot-line</li> </ul>  |
|  | <ul style="list-style-type: none"> <li>• Promotion of mental health of children and adolescents</li> </ul>  |  |   |  |
|  |   | <ul style="list-style-type: none"> <li>• Establishment of youth safety nets</li> <li>• Strengthening of youth safety nets</li> </ul>   |   |  |
| Consultation                             | <ul style="list-style-type: none"> <li>• Operation of basic mental health and welfare centers</li> <li>• Suicide prevention counseling</li> <li>• Case management for the population with high suicide risk</li> </ul>  |  | <ul style="list-style-type: none"> <li>• Strengthening capacity and burnout prevention for suicide prevention staff</li> <li>• Support for ‘Reassuring Buses’</li> </ul>  | <ul style="list-style-type: none"> <li>• Mental health support</li> <li>• Life-Love practice pharmacies</li> <li>• Suicide prevention hot-line</li> </ul>  |
|  | <ul style="list-style-type: none"> <li>• In-depth assessment of children and adolescents</li> </ul>   |  | <ul style="list-style-type: none"> <li>• Emotional support for youth - ‘Youth Healing Center’</li> </ul>  | <ul style="list-style-type: none"> <li>• Support for the ‘Happy Community’ for the elderly living alone</li> <li>• Emergency safety and reassurance services for the elderly living alone</li> <li>• Depression screening for the elderly</li> </ul>   |
|  | <ul style="list-style-type: none"> <li>• Sociability improvement program - “We Up! Mind Up!”</li> </ul>   | <ul style="list-style-type: none"> <li>• Establishment of youth safety nets</li> <li>• Strengthening of youth safety nets</li> <li>• Youth companion program</li> <li>• Customized programs for high-risk youth</li> </ul> |   |  |
| Environmental improvement                | <ul style="list-style-type: none"> <li>• Campaign to improve briquette sales – ‘Life-Love Practice Store’</li> </ul>  |  |   | <ul style="list-style-type: none"> <li>• Rural suicide prevention project through pesticide safety storage - ‘Life Respect Green Village’</li> <li>• Support for the ‘Happy Community’ for the elderly living alone</li> <li>• Emergency safety and reassurance services for the elderly living alone</li> </ul> |
|  |   |  |   |  |
| Strengthening of policies and regulation | <ul style="list-style-type: none"> <li>• Operation of basic mental health and welfare centers</li> <li>• Suicide prevention and promotion of mental health</li> <li>• Case management for the population with high suicide risk</li> <li>• Support for suicide survivors</li> </ul> |  | <ul style="list-style-type: none"> <li>• Support for suicide attempters visiting emergency rooms</li> <li>• Emergency intervention for suicide crisis</li> <li>• Suicide risk assessment and support for people with severe mental illness and addiction disorders</li> <li>• Expert consultation on the implementation of suicide prevention plans</li> <li>• Suicide prevention research</li> <li>• Recovery support projects</li> <li>• Suicide prevention hot-line</li> </ul> |  |
|  |   |  |   | <ul style="list-style-type: none"> <li>• Support for life-love treatment expenses</li> <li>• Mental health screening for the elderly</li> <li>• Depression screening for the elderly</li> </ul>  |
| Council operation                        | <ul style="list-style-type: none"> <li>• Support for suicide attempters visiting emergency rooms</li> <li>• Cooperation with police and fire departments for suicide-related support</li> </ul>   |  | <ul style="list-style-type: none"> <li>• Life Respect Committee</li> <li>• Suicide prevention network</li> <li>• Suicide prevention hot-line</li> </ul>   |  |
|  | <ul style="list-style-type: none"> <li>• Promotion of mental health of children and adolescents</li> </ul>  |  |   |  |

|                |   |  |   |   |
|----------------|---|--|---|---|
|                |   | <ul style="list-style-type: none"> <li>Establishment of youth safety nets</li> <li>Strengthening of youth safety nets</li> </ul> |   |   |
| Budget support | <ul style="list-style-type: none"> <li>Case management for the population with high suicide risk</li> </ul> |  | <ul style="list-style-type: none"> <li>Emergency intervention for suicide crisis</li> </ul> |   |
|                |   |  |   | <ul style="list-style-type: none"> <li>Support for life-love treatment expenses</li> <li>Mental health screening for the elderly</li> <li>Depression screening for the elderly</li> </ul> |

Table 21. Project for the Category of Violence Prevention

| Category             | Infant and toddler   | Child   | Youth  | Adult | Elderly   |
|----------------------|--|---|--|-------|---|
| Education            | <ul style="list-style-type: none"> <li>Child rights promotion and perception improvement for child abuse prevention</li> </ul>   |   |  |       | <ul style="list-style-type: none"> <li>Education on elderly abuse prevention for the promotion of elderly rights</li> <li>Human rights education and education on elderly abuse prevention</li> </ul> |
|                      |  | <ul style="list-style-type: none"> <li>Special education at Wee Centers for students involved in school violence and disciplinary actions, and for students and parents involved in violations of teachers' rights</li> </ul> | <ul style="list-style-type: none"> <li>Establishment of the youth safety net</li> <li>Support for improving gender awareness of youth</li> <li>Support for out-of-school youth</li> </ul>                                  |       |   |
|                      |  | <ul style="list-style-type: none"> <li>Sociability improvement program – “We Up! Mind Up!”</li> </ul>   |  |       |   |
|                      | <ul style="list-style-type: none"> <li>Support for “Reassuring Buses”</li> <li>Operation of education programs for five major violence prevention</li> <li>Crime prevention for victims of dating violence through the use of smartwatches for personal protection</li> </ul>  |   |  |       |   |
|                      | <ul style="list-style-type: none"> <li>Happy Family program</li> </ul>   |   | <ul style="list-style-type: none"> <li>Operation of violence prevention education for citizens</li> </ul>  |       |   |
| Promotional campaign | <ul style="list-style-type: none"> <li>Child rights promotion and perception improvement for child abuse prevention</li> <li>Operation of the Regional Network for the Safety of Children and Women</li> </ul>   |   |  |       | <ul style="list-style-type: none"> <li>Elderly abuse prevention campaign</li> </ul>   |
|                      |  | <ul style="list-style-type: none"> <li>School violence prevention</li> <li>Joint campaign for safe commuting to school</li> <li>Operation of the parent police program for elementary and middle schools</li> </ul>           | <ul style="list-style-type: none"> <li>Establishment of the youth safety net</li> <li>Support for improving gender awareness of youth</li> </ul>   |       |   |
|                      |  |   |  |       |   |
|                      | <ul style="list-style-type: none"> <li>Support for the operation of integrated counseling centers</li> <li>Promotion of public-private cooperation (operation of citizen supporters)</li> <li>Integrated counseling and psychological support for victims of sexual and domestic violence</li> <li>Special security activities during the year-end and New Year holidays</li> <li>Production and distribution of “Crime Prevention Card News” for the prevention of crimes against North Korean defectors</li> </ul> |   |  |       |   |
| Consultation         |  | <ul style="list-style-type: none"> <li>Sociability improvement program – “We Up! Mind Up!”</li> </ul>   | <ul style="list-style-type: none"> <li>Establishment of the youth safety net</li> <li>Youth companion program</li> <li>Support for improving gender awareness of youth</li> <li>Support for out-of-school youth</li> </ul> |       |   |
|                      | <ul style="list-style-type: none"> <li>Support for “Reassuring Buses”</li> <li>Support for the operation of integrated counseling centers</li> <li>Support for the operation of shelters and counseling centers for victims of violence</li> <li>Integrated counseling and psychological support for victims of sexual and domestic violence</li> </ul>  |   |  |       |   |

|  |   |   |  |  |  |  |
|--|---|---|--|--|--|--|
| Environmental improvements   |   | <ul style="list-style-type: none"> <li>• Child safety keeper</li> <li>• Early detection of child abuse through a vulnerable child abuse identification system</li> </ul>  |  |  |  |  |
|  | <ul style="list-style-type: none"> <li>• Expansion of child protection infrastructure for the creation of a safe environment</li> </ul>   |   |  |  |  |  |
| <ul style="list-style-type: none"> <li>• Installation of emergency safety bells in public restrooms</li> <li>• Operation and expansion of the 'safe environment' project for women</li> <li>• Operation of a crime prevention diagnosis team</li> <li>• Special security activities during the year-end and New Year holidays (2021 stalking crime prevention and promotion plan)</li> <li>• Support for the establishment of a joint response system for domestic violence and sexual violence</li> <li>• Operation of the Safety Keeper program</li> <li>• Installation of security video CCTV and private communication networks</li> <li>• Installation and operation of emergency safety bells in public restrooms</li> <li>• Creation of safe streets for women</li> <li>• Crime prevention patrol activities</li> </ul> |   |   |  |  |  |  |
| Strengthening of policies and regulation   | <ul style="list-style-type: none"> <li>• Pre-registration and "Our Child Keeper Kit" for missing children prevention</li> <li>• Expansion of child protection infrastructure for the creation of a safe environment</li> </ul>    |   |  |  |  |  |
|  |   | <ul style="list-style-type: none"> <li>• 2023 education on school violence prevention by Hwaseong-Osan Education Support Office</li> </ul>  |  |  |  |  |
|  | <ul style="list-style-type: none"> <li>• Child safety keeper</li> </ul>   | <ul style="list-style-type: none"> <li>• "Love Classroom" (a youth guidance program in collaboration with the Youth Counseling and Welfare Center)</li> <li>• Eradication of culture of delinquent youth (Intensive school violence prevention activities in H1, 2022)</li> </ul> |  |  |  |  |
| <ul style="list-style-type: none"> <li>• Support for dedicated personnel for illegal filming inspections</li> <li>• Support for the operation of integrated counseling centers</li> <li>• Special security activities during the year-end and New Year holidays</li> <li>• Operation of a crime prevention diagnosis team</li> <li>• Safe return home service for women</li> <li>• Crackdown on violent crimes threatening citizens' daily lives</li> <li>• Certification system for excellent crime prevention facilities</li> <li>• Crime prevention for victims of dating violence through the use of smartwatches for personal protection</li> <li>• Support for the establishment of a joint response system for domestic violence and sexual violence</li> <li>• Operation of the Safety Keeper program</li> </ul>       |   |   |  |  |  |  |
| Council operation  | <ul style="list-style-type: none"> <li>• Operation of the Regional Network for the Safety of Children and Women</li> </ul>  |   |  |  |  |  |
|  |   | <ul style="list-style-type: none"> <li>• Operation of the parent police program for elementary and middle schools</li> <li>• 2023 education on school violence prevention by Hwaseong-Osan Education Support Office</li> </ul>  |  |  |  |  |
|  |   | <ul style="list-style-type: none"> <li>• Establishment of youth safety nets</li> </ul>  |  |  |  |  |
| <ul style="list-style-type: none"> <li>• Support for obtaining fishing vessel insurance</li> <li>• Collaborating with community organizations for crime prevention, life safety councils</li> </ul>  |   |   |  |  |  |  |
| Civic engagement   | <ul style="list-style-type: none"> <li>• Promotion of public-private cooperation (operation of citizen supporters)</li> <li>• Operation of the safety keeper program</li> <li>• Patrol activities for crime prevention</li> </ul> |   |  |  |  |  |
| Budget support   | <ul style="list-style-type: none"> <li>• Support for medical expenses for victims of violence</li> </ul>  |   |  |  |  |  |

Table 22. Project for the Category of Injury Prevention for Infants and Children

| Category                                 | Unintentional injury  | Intentional injury  |
|--|---|---|
| Education                                | <ul style="list-style-type: none"> <li>• Safety education for children’s school bus operators, etc.</li> <li>• Road traffic safety education for children</li> </ul>  | <ul style="list-style-type: none"> <li>• Promotion of mental health for children and adolescents</li> <li>• Child rights promotion and perception improvement for child abuse prevention</li> <li>• Special education at Wee Centers for students involved in school violence and disciplinary actions, and for students and parents involved in violation of teachers’ rights</li> <li>• Sociability improvement program – “We Up! Mind Up!”</li> <li>• Establishment and strengthening of youth safety nets</li> <li>• Support for improving gender awareness of youth</li> </ul> |
| Promotional campaign                     | <ul style="list-style-type: none"> <li>• Joint campaign for safe commuting to school</li> <li>• Operation of the parent police program for elementary and middle schools</li> <li>• School zone traffic safety campaign and facility inspections</li> </ul> | <ul style="list-style-type: none"> <li>• Promotion of mental health for children and adolescents</li> <li>• Establishment and strengthening of the youth safety net</li> <li>• Operation of the Regional Network for the Safety of Children and Women</li> <li>• School violence prevention</li> <li>• Child rights promotion and perception improvement for child abuse prevention</li> <li>• Establishment of the youth safety net</li> <li>• Support for improving gender awareness of youth</li> </ul>  |
| Consultation                             |   | <ul style="list-style-type: none"> <li>• In-depth assessment for children and adolescents</li> <li>• Support for improving gender awareness of youth</li> <li>• Sociability improvement program – “We Up! Mind Up!”</li> <li>• Youth companion program</li> <li>• Establishment and strengthening of the youth safety net</li> <li>• Customized programs for high-risk youth</li> <li>• Support for out-of-school youth</li> </ul>  |
| Environmental improvement                | <ul style="list-style-type: none"> <li>• Improvement and management of protected zones for mobility-impaired people</li> <li>• Designation of children protection zones</li> <li>• Support for road traffic safety guidance activities</li> </ul>           | <ul style="list-style-type: none"> <li>• Child safety keeper</li> <li>• Early detection of child abuse through a vulnerable child abuse identification system</li> <li>• Expansion of child protection infrastructure for the creation of a safe environment</li> </ul>   |
| Strengthening of policies and regulation | <ul style="list-style-type: none"> <li>• School zone traffic safety campaign and facility inspections</li> <li>• Designation of children protection zones</li> </ul>  | <ul style="list-style-type: none"> <li>• Child safety keeper</li> <li>• 2023 education on school violence prevention by Hwaseong-Osan Education Support Office</li> <li>• Pre-registration and “Our Child Keeper Kit” for missing children prevention</li> </ul>  |
| Council operation                        |   | <ul style="list-style-type: none"> <li>• Operation of the Regional Network for the Safety of Children and Women</li> <li>• Promotion of mental health for children and adolescents</li> <li>• Establishment and strengthening of the youth safety net</li> <li>• Operation of the parent police program for elementary and middle schools</li> <li>• 2023 education on school violence prevention by Hwaseong-Osan Education Support Office</li> </ul>  |

Table 23. Project for the Category of Injury Prevention for Elderly

| Category                                 | Unintentional injury  | Intentional injury   |
|--|---|--|
| Education                                | <ul style="list-style-type: none"> <li>• Support for education on agricultural machinery safety</li> <li>• Customized safety management demonstration by crop</li> <li>• Education on safe use and technology for the agricultural machinery rental business</li> <li>• Training on agricultural machinery</li> </ul>   | <ul style="list-style-type: none"> <li>• Education on elderly abuse prevention for the promotion of elderly rights</li> <li>• Education on human rights and elderly abuse prevention</li> </ul>  |
| Promotional campaign                     |   | <ul style="list-style-type: none"> <li>• Elderly abuse prevention campaign</li> </ul>  |
| Consultation                             | <ul style="list-style-type: none"> <li>• Support for the “Happy Community” for the elderly living alone</li> <li>• Emergency safety and reassurance services for the elderly living alone</li> </ul>  | <ul style="list-style-type: none"> <li>• Depression screening for the elderly</li> </ul>   |
| Environmental improvement                | <ul style="list-style-type: none"> <li>• Improvement and management of protected zones for mobility-impaired people</li> <li>• Designation of elderly protection zones</li> <li>• Support for maintenance and repair of city-operated senior centers</li> <li>• Support for maintenance and repair of senior centers</li> <li>• Customized safety management demonstration by crop</li> <li>• Establishment of a fishing vessel accident prevention system</li> <li>• Support for the “Happy Community” for the elderly living alone</li> <li>• Emergency safety and reassurance services for the elderly living alone</li> </ul> | <ul style="list-style-type: none"> <li>• Rural suicide prevention project through pesticide safety storage - “Life Respect Green Village”</li> <li>• Campaign to improve briquette sales - “Life-Love Practice Store”</li> <li>• Support for voluntary return of driver’s licenses by elderly drivers</li> </ul> |
| Strengthening of policies and regulation | <ul style="list-style-type: none"> <li>• Support for voluntary return of driver’s licenses by elderly drivers</li> <li>• Designation of elderly protection zones</li> <li>• Agricultural worker safety and disaster insurance</li> <li>• Distribution of eco-friendly energy-saving equipment</li> <li>• Support for disaster insurance for fishing vessel crew</li> </ul>  | <ul style="list-style-type: none"> <li>• Support for life-love treatment expenses</li> <li>• Mental health screening for the elderly</li> <li>• Depression screening for the elderly</li> </ul>  |
| Council operation                        | <ul style="list-style-type: none"> <li>• Village-based healthcare for the elderly ‘Ondol Senior Community Center’</li> </ul>  |  |
| Budget support                           | <ul style="list-style-type: none"> <li>• Expanded operation of the Mobility Support Center for traffic-vulnerable population</li> <li>• Support for adult walkers and hearing aids for the elderly</li> <li>• Agricultural worker safety and disaster insurance</li> <li>• Establishment of a fishing vessel accident prevention system</li> <li>• Support for disaster insurance for fishing vessel crew</li> <li>• Distribution of eco-friendly energy-saving equipment</li> </ul>  | <ul style="list-style-type: none"> <li>• Mental health screening for the elderly</li> <li>• Support for life-love treatment expenses</li> <li>• Depression screening for the elderly</li> </ul>  |

# INDICATOR 4 : Vulnerable Groups - Projects targeting vulnerable groups, high-risk groups and high-risk environments

## 1. Major injury issues and priority projects by area

○ Hwaseong City derived major injury issues based on injury statistics for each area and sought projects to improve them. The major injury issues and priority projects by area are as follows:

Table 24. Major Injury Issues and Priority Projects by Area

| Areas   | Major injury issues                            | Priority projects  |
|---|--|--|
| Road traffic safety                               | • Children’s traffic accidents in school zones | • School zone traffic safety campaign<br>• Pedestrian safety system in Smart School Zone<br>• Road traffic safety education for children   |
|   | • Two-wheeler traffic accidents                | • Education and promotion activities to establish two-wheeler and PM traffic order<br>Pilot operation of unmanned two-wheeler enforcement cameras  |
|   | • Drunk driving traffic accidents              | • Special security activities to eradicate drunk driving   |
| Fall prevention                                   | • Elderly’s injuries from falls                | • Creating healthier centenarians<br>• Establishing elderly universities for healthy centenarians<br>• Education on winter health management in Health Villages with public-private cooperation<br>• Jung Jung Dang Dang – Adding Exercise<br>• Development of expansion models for fall prevention projects in Hwaseong City<br>• Fall prevention exercise programs<br>• Smart healthcare<br>• Fall prevention exercise<br>• Safety Inspection Day campaign<br>• Improvement of housing conditions for vulnerable seniors and seniors at crisis in 2023<br>• Support for adult walkers and elderly hearing aids |
| Regional safety (disaster, occupational disaster) | • Fire   | • Inspection of fire hydrants and other facilities during the spring thaw period<br>• Support for tailored factory fire reduction measures<br>• Support for fire safety performance enhancement  |
|   | • Water accidents                              | • Establishment of fishing vessel accident prevention systems<br>• Support for safety guides for fishing village experience programs<br>• Operation of water play safety management  |

|                     |   |  |
|---------------------|---|--|
|                     | <ul style="list-style-type: none"> <li>• Occupational accidents</li> </ul>          | <ul style="list-style-type: none"> <li>• Hwaseong City's Basic Plan for Labor Policy</li> <li>• Operation of workplace safety guards</li> <li>• Activities to prevent major civic disasters</li> <li>• Improvement of small business environments</li> <li>• Support for industrial safety accident prevention</li> <li>• Technical guidance for disaster prevention</li> <li>• Training on agricultural machinery</li> <li>• Education on safe use and technology for the agricultural machinery rental business</li> </ul> |
| Suicide prevention  | <ul style="list-style-type: none"> <li>• Adolescents suicide</li> </ul>             | <ul style="list-style-type: none"> <li>• Mental health programs for children and adolescents</li> <li>• Life-Love contest</li> <li>• In-depth assessment for children and adolescents</li> <li>• Strengthening the youth safety net</li> <li>• Establishment of the youth safety net</li> <li>• Customized programs for high-risk youth</li> <li>• Mental health support</li> </ul>  |
|                     | <ul style="list-style-type: none"> <li>• Adult suicide</li> </ul>                   | <ul style="list-style-type: none"> <li>• Emotional support for youth - 'Youth Healing Center'</li> </ul>   |
|                     | <ul style="list-style-type: none"> <li>• Elderly suicide</li> </ul>                 | <ul style="list-style-type: none"> <li>• Elderly depression screening</li> <li>• Support for the 'Happy Community' for the elderly living alone</li> </ul>   |
|                     | <ul style="list-style-type: none"> <li>• Blocking means of suicide</li> </ul>       | <ul style="list-style-type: none"> <li>• Rural suicide prevention project through pesticide safety storage - 'Life Respect Green Village'</li> <li>• Charcoal briquette sales improvement campaign 'Life Love Practice Store'</li> <li>• Life-Love practice pharmacies</li> </ul>  |
|                     | <ul style="list-style-type: none"> <li>• Suicide attempters</li> </ul>              | <ul style="list-style-type: none"> <li>• Suicide prevention hot-line</li> <li>• Support for suicide attempters visiting emergency rooms</li> </ul>   |
| Violence prevention | <ul style="list-style-type: none"> <li>• Child abuse</li> </ul>                     | <ul style="list-style-type: none"> <li>• Promotion and awareness improvement for child rights to prevent child abuse</li> <li>• Early detection of child abuse through a system for identifying at-risk children</li> <li>• Expansion of child protection infrastructure to create a safe protective environment</li> <li>• Operation of regional alliance for the safety of women and children</li> </ul>   |
|                     | <ul style="list-style-type: none"> <li>• Elderly abuse</li> </ul>                   | <ul style="list-style-type: none"> <li>• Education on elderly abuse prevention for promoting elderly rights</li> <li>• Elderly abuse prevention campaign</li> <li>• Education on human rights and elderly abuse prevention</li> </ul>  |
|                     | <ul style="list-style-type: none"> <li>• School violence</li> </ul>                 | <ul style="list-style-type: none"> <li>• Special education at Wee Centers for students involved in school violence and disciplinary actions, and for students and parents engaged in violations of teachers' rights</li> <li>• Education on school violence prevention by Hwaseong Osan Education Support Office</li> <li>• Support for out-of-school youth</li> </ul>   |
|                     | <ul style="list-style-type: none"> <li>• Domestic Violence</li> </ul>               | <ul style="list-style-type: none"> <li>• Education on prevention of 5 major types of violence</li> <li>• Happy Family program</li> <li>• Support for integrated counseling center operation</li> <li>• Support for building a joint response system for domestic and sexual violence</li> </ul>  |
|                     | <ul style="list-style-type: none"> <li>• Sexual violence/dating violence</li> </ul> | <ul style="list-style-type: none"> <li>• Safety guard operation</li> </ul>   |
|                     | <ul style="list-style-type: none"> <li>• Crime and violence</li> </ul>              | <ul style="list-style-type: none"> <li>• Violence prevention education for citizens</li> <li>• Installation of safety CCTV and self-communication networks</li> <li>• Installation and operation of emergency bells in public restrooms</li> <li>• Creation of women-friendly safe streets</li> <li>• Crime prevention patrol activities</li> </ul>  |

## 2. Project to prevent injuries in high-risk environments for high-risk population

- Hwaseong City implements programs for major vulnerable issues, vulnerable groups, and vulnerable environments to ensure equity in safety. The high-risk groups include the elderly living alone, people with disabilities, low-income people, people at high risk of suicide, victims of crime and abuse, and people living and working in high-risk environments. The high-risk environments are categorized into five groups: pedestrian danger zones, roads, crime-prone areas, areas vulnerable to natural disasters, and large-scale casualty concerns.

Table 25. Project for Injury Prevention for High-Risk Population (1)

| Category                                 | Elderly living alone   | People with disabilities  | Low income families  |
|--|--|---|--|
| Promotional campaign                     | <ul style="list-style-type: none"> <li>• Promotion of National Safety Inspection</li> </ul>  | <ul style="list-style-type: none"> <li>• Support for vehicle safety inspections to establish right traffic culture</li> <li>• Promotion of National Safety Inspection</li> </ul>  | <ul style="list-style-type: none"> <li>• Promotion of National Safety Inspection</li> </ul>  |
| Consultation                             | <ul style="list-style-type: none"> <li>• Support for ‘Happy Community’ for the elderly living alone</li> <li>• Emergency safety and reassurance service for the elderly living alone</li> </ul>  |   |  |
| Environmental improvement                | <ul style="list-style-type: none"> <li>• Advancement of integrated platform for smart city</li> <li>• Customized support for population vulnerable to safety</li> <li>• Support for ‘Happy Community’ for the elderly living alone</li> <li>• Emergency safety and reassurance service for the elderly living alone</li> </ul> | <ul style="list-style-type: none"> <li>• Support for vehicle safety inspections to establish right traffic culture</li> <li>• Introduction of special transportation for the mobility-impaired people</li> <li>• Advancement of integrated platform for smart city</li> <li>• Customized support for population vulnerable to safety</li> </ul> | <ul style="list-style-type: none"> <li>• Advancement of integrated platform for smart city</li> </ul>  |
| Strengthening of policies and regulation | <ul style="list-style-type: none"> <li>• Advancement of integrated platform for smart city</li> <li>• Promotion of National Safety Inspection</li> </ul>   | <ul style="list-style-type: none"> <li>• Advancement of integrated platform for smart city</li> <li>• Promotion of National Safety Inspection</li> </ul>  | <ul style="list-style-type: none"> <li>• Advancement of integrated platform for smart city</li> <li>• Promotion of National Safety Inspection</li> </ul>   |
| Budget support                           |  |   | <ul style="list-style-type: none"> <li>• Support for vehicle safety inspections to establish traffic culture</li> <li>• Expansion of mobility support center for the mobility-impaired people</li> </ul> |



Table 26. Project for Injury Prevention for High-Risk Population (2)

| Category             | People with a high risk of suicide  | Victims of crime/abuse   | Residents/workers in high-risk environments   |
|----------------------|---|--|---|
| Education            | <ul style="list-style-type: none"> <li>• Operation of Basic Mental Health and Welfare Centers</li> <li>• Promotion of mental health for children and adolescents</li> <li>• Support for suicide survivors</li> <li>• Training and management of ‘Care Leaders,’ who are suicide prevention gatekeepers</li> <li>• Capacity building and burnout prevention for suicide prevention staff</li> <li>• Support for Reassurance Buses</li> </ul>   | <ul style="list-style-type: none"> <li>• Use of smartwatches for crime prevention for dating violence victims</li> <li>• Special education at Wee Centers for students involved in school violence and disciplinary actions and for students and parents involved in violation of teachers’ rights</li> <li>• Sociability improvement program - We Up! Mind Up!</li> <li>• ‘Class of Love’ (Guidance program in collaboration with Youth Counseling and Welfare Center)</li> <li>• 2023 Education on school violence prevention by Hwaseong Osan Education Support Office</li> </ul> |   |
| Promotional campaign | <ul style="list-style-type: none"> <li>• Operation of Basic Mental Health and Welfare Centers</li> <li>• Promotion of mental health for children and adolescents</li> <li>• Life-Linking Campaign</li> <li>• Suicide Prevention Day campaign</li> <li>• Charcoal briquette sales improvement campaign ‘Life Love Practice Store’</li> <li>• Support for suicide survivors</li> <li>• Operation of suicide prevention programs at Basic Mental Health and Welfare Centers</li> </ul> | <ul style="list-style-type: none"> <li>• Support for fishing vessel insurance</li> <li>• Operation of parent patrols at elementary and middle schools</li> <li>• Creation and distribution of ‘Crime Prevention Card News’ for preventing crime among North Korean defectors</li> </ul>  | <ul style="list-style-type: none"> <li>• Pilot operation of Hwaseong City’s chemical substance monitoring team</li> </ul> |
| Consultation         | <ul style="list-style-type: none"> <li>• Operation of Basic Mental Health and Welfare Centers</li> <li>• In-depth assessment for children and adolescents</li> <li>• ‘Youth Healing Center’ for emotional support for youth</li> <li>• Suicide prevention counseling</li> <li>• Case management for the population with high risk of suicide</li> <li>• Capacity building and burnout prevention for suicide prevention staff</li> <li>• Support for Reassurance Buses</li> </ul>   | <ul style="list-style-type: none"> <li>• Sociability improvement program - We Up! Mind Up!</li> <li>-</li> </ul>   |   |

|  |   |  |   |
|--|---|--|---|
| Environmental improvement                | <ul style="list-style-type: none"> <li>• Rural suicide prevention project ‘Life Respect Green Village’ through pesticide safety storage management</li> <li>• Charcoal briquette sales improvement campaign ‘Life Love Practice Store’</li> </ul>   | <ul style="list-style-type: none"> <li>• Child safety guardians</li> <li>• Safe return home service for women</li> </ul>   | <ul style="list-style-type: none"> <li>• Expansion of early disaster warning systems</li> <li>• Marine safety management for natural disasters</li> </ul>                                   |
| Strengthening of policies and regulation | <ul style="list-style-type: none"> <li>• Operation of Basic Mental Health and Welfare Centers</li> <li>• Suicide prevention and mental health promotion</li> <li>• Support for medical expenses for life preservation</li> <li>• Elderly mental health screening</li> <li>• Case management for the population with high risk of suicide</li> <li>• Support for suicide survivors</li> <li>• Support for suicide attempters visiting emergency rooms</li> <li>• Emergency intervention for suicide crises</li> <li>• Assessment and support for suicide risk among severe mental illness and addiction patients</li> <li>• Expert consultation for suicide prevention implementation plans</li> <li>• Suicide prevention research</li> <li>• Recovery support programs</li> </ul> | <ul style="list-style-type: none"> <li>• Child safety guardians</li> <li>• Pre-registration and child safety kits for missing people prevention</li> <li>• Certification system for excellent crime prevention facilities</li> <li>• Use of smartwatches for crime prevention for victims of dating violence</li> <li>• Elimination of delinquent youth culture</li> </ul> | <ul style="list-style-type: none"> <li>• Support for disaster insurance for fishing vessel crew</li> <li>• Pilot operation of Hwaseong City’s chemical substance monitoring team</li> </ul> |
| Council operation                        | <ul style="list-style-type: none"> <li>• Promotion of mental health for children and adolescents</li> <li>• Support for suicide attempters visiting emergency rooms</li> <li>• Police and fire department collaboration for suicide-related support</li> <li>• Life Respect Committee</li> <li>• Suicide prevention network</li> </ul>  | <ul style="list-style-type: none"> <li>• Operation of parent patrols at elementary and middle schools</li> </ul>   | <ul style="list-style-type: none"> <li>• Pilot operation of Hwaseong City’s chemical substance monitoring team</li> </ul>   |
| Budget support                           | <ul style="list-style-type: none"> <li>• Support for medical expenses for life preservation</li> <li>• Elderly mental health screening</li> <li>• Case management for a population with high suicide risk</li> <li>• Emergency intervention for suicide crises</li> </ul>   |  | <ul style="list-style-type: none"> <li>• Establishment of a fishing vessel accident prevention system</li> <li>• Support for disaster insurance for fishing vessel crew</li> </ul>          |

Table 27. Project for Improving High-Risk Environments (1)

| Category   | Pedestrian danger zones   | Roads   |
|--|---|---|
| Promotional campaign                                   |   | <ul style="list-style-type: none"> <li>• Operation and management of illegal parking enforcement</li> </ul>   |
| Environmental improvement                              | <ul style="list-style-type: none"> <li>• Support for traffic safety guidance activities</li> <li>• Improvement and management of protection zones for mobility-impaired people</li> </ul>                             | <ul style="list-style-type: none"> <li>• Installation and management of automated illegal parking enforcement systems</li> <li>• Painting and installation of no-parking zone signs</li> <li>• Installation and management of traffic signals and related equipment</li> <li>• Installation and management of automated speed enforcement systems for traffic signal violations and speeding</li> <li>• Installation and management of road traffic safety facilities</li> <li>• Improvement and management of protection zones for mobility-impaired people</li> <li>• Improvement of accident-prone locations</li> <li>• Maintenance of paving for city, rural, and urban planning roads</li> <li>• Dredging of roadside drainage</li> <li>• Improvement of the underside of Pungmu Bridge/ persistent flooding on the West Coast Expressway</li> <li>• Maintenance of road signs and regular inspections and maintenance of road structures</li> <li>• Maintenance and creation of bicycle lanes</li> <li>• Lane marking and maintenance, road maintenance</li> <li>• Installation and maintenance of road safety facilities and speed bumps</li> <li>• Safety measures for public facilities</li> </ul> |
|  | <ul style="list-style-type: none"> <li>• Sidewalk installation construction</li> <li>• Maintenance of sidewalks</li> </ul>  | <ul style="list-style-type: none"> <li>• Management of child protection zones</li> <li>• Management of elderly protection zones</li> </ul>  |
| Monitoring of strengthening of policies and regulation | <ul style="list-style-type: none"> <li>• School zone traffic safety campaigns and facility inspections</li> <li>• Designation of child protection zones</li> <li>• Designation of elderly protection zones</li> </ul> | <ul style="list-style-type: none"> <li>• Operation and management of illegal parking enforcement</li> <li>• Support for voluntary surrender of driver's licenses by elderly drivers</li> <li>• Installation and management of automated speed enforcement systems for traffic signals</li> <li>• Operation of road snow and ice measures</li> <li>• Establishment of Intelligent Transportation Systems (ITS) and operation of signal control systems</li> <li>• School zone traffic safety campaigns and facility inspections</li> <li>• Designation of child and elderly protection zones</li> <li>• Illegal parking enforcement</li> </ul>   |
| Budget support   |   | <ul style="list-style-type: none"> <li>• Operation of road snow and ice measures</li> </ul>   |

Table 28. Project for Improving High-Risk Environments (2)

| Category   | Crime-prone areas  | Natural disaster-prone areas   | Areas of mass casualty concerns   |
|--|--|--|---|
| Promotional campaign                                   | <ul style="list-style-type: none"> <li>• Joint campaign for safe school commuting</li> </ul>   |  | <ul style="list-style-type: none"> <li>• Pilot operation of Hwaseong City's Chemical Substance Monitoring Team</li> </ul>   |
| Environmental improvement                              | <ul style="list-style-type: none"> <li>• Installation of emergency alarm bells in public restrooms</li> </ul>  | <ul style="list-style-type: none"> <li>• Improvement of persistent flooding Under Pungmu Bridge</li> <li>• Improvement of persistent flooding under the West Coast Expressway</li> <li>• Natural disaster safety management</li> <li>• Maintenance of retention ponds</li> <li>• Safety management of steep slopes</li> <li>• Marine safety management for natural disasters</li> <li>• Installation of automatic flood barrier systems on vulnerable roads</li> </ul> | <ul style="list-style-type: none"> <li>• Support for fire safety performance enhancement</li> <li>• Support for traditional markets and commercial districts</li> </ul> |
| Monitoring of strengthening of policies and regulation | <ul style="list-style-type: none"> <li>• Support for specialized personnel in illegal filming inspections</li> <li>• Operation of crime prevention diagnosis team</li> <li>• Safe return home service for women</li> </ul> | <ul style="list-style-type: none"> <li>• Survey of areas at risk of landslides</li> <li>• Operation of Comprehensive Landslide Situation Room</li> </ul>   | <ul style="list-style-type: none"> <li>• Pilot operation of Hwaseong City's Chemical Substance Monitoring Team</li> </ul>   |
| Council operation                                      |  | <ul style="list-style-type: none"> <li>• Survey of areas at risk of landslides</li> </ul>  | <ul style="list-style-type: none"> <li>• Pilot operation of Hwaseong City's Chemical Substance Monitoring Team</li> </ul>   |
| Engagement of citizens                                 |  |  | <ul style="list-style-type: none"> <li>• Support for fire safety performance enhancement</li> </ul>   |

# **INDICATOR 5 : Evaluation - Measures to assess the processes, effects and continual improvement of the Safe Community program and its projects**

## 1. Evaluation plan for a safe community project

- Hwaseong City has established a management plan for the process and results of the Safe Community project.
- The project execution process is categorized into propelling the project and performance capability. The process of propelling the project includes inputs (workforce, budget, planning factors, etc.), processes (education, monitoring, feedback, etc.), outputs (operational results, satisfaction, participation, contribution, etc.), and outcomes (degree of change in risk factors by strategy for each project target), and monitoring surveys are conducted after propelling the project to identify them. Performance capability includes monitoring the ability of the person in charge of the safety project to perform the project.
- Project results are evaluated by monitoring the changing trend of injury risk factors and outcome indicators and measuring the cost of socioeconomic losses caused by injuries. Each monitoring result is shared with the Hwaseong City Safe Community Committee and the Hwaseong City Safe Community Working Committee by field, and based on this, it is utilized to check and reset the direction of Hwaseong City's safety promotion project, adjust the project's targets, strategies, and environment, determine the continuity of the project, and reset the target indicators and target values to check whether the project should be upgraded and the effectiveness of the project.

Table 29. Plan for Safe Community Project Evaluation

| Areas                             |                        | Item   | Raw data   | Evaluation methodology  | Timing of evaluation   | Evaluation cycle        |
|-----------------------------------|------------------------|--|--|---|------------------------|-------------------------|
| Process of performing the project | Propelling the project | <ul style="list-style-type: none"> <li>• Inputs: personnel, budget, planning elements</li> <li>• Process: training, monitoring, evaluation, feedback, etc.</li> <li>• Output: operation, level of satisfaction, participation, contribution, etc.</li> <li>• Outcome: degree of change in risk factors by target and strategy</li> </ul> | <ul style="list-style-type: none"> <li>• Monitoring survey for Hwaseong City Safe Community Project</li> </ul> | <ul style="list-style-type: none"> <li>• Self-survey</li> </ul>     | Post-project           | After each project ends |
|                                   | Performance capability | <ul style="list-style-type: none"> <li>• Individual competence: knowledge, skills, immersion, resources, etc.</li> <li>• Organizational competence: level of immersion, culture, structure, etc.</li> <li>• Environmental competence: political will, public opinion, supporting institutions, etc.</li> </ul>                           | <ul style="list-style-type: none"> <li>• Competency survey for Hwaseong City Safety Project staff</li> </ul>   | <ul style="list-style-type: none"> <li>• Self-survey</li> </ul>     | Year-round             | Four years              |
| Project result                    | Risk factors           | <ul style="list-style-type: none"> <li>• Degree of change in risk factor indicators (behavior/action, physical environment)</li> </ul>   | <ul style="list-style-type: none"> <li>• Risk factor indicator</li> </ul>                                      | <ul style="list-style-type: none"> <li>• Trend of change</li> </ul> | First Half of the year | Annually                |
|                                   | Result of injury       | <ul style="list-style-type: none"> <li>• Injury mortality indicator, injury incidence indicator, accident occurrence indicator</li> </ul>  | <ul style="list-style-type: none"> <li>• Target values for injury indicator of Hwaseong City</li> </ul>        | <ul style="list-style-type: none"> <li>• Trend of change</li> </ul> | First Half of the year | Annually                |
|                                   | Economic aspect        | <ul style="list-style-type: none"> <li>• Costs from social and economic losses</li> </ul>  | <ul style="list-style-type: none"> <li>• Injury mortality statistics of Hwaseong City</li> </ul>               | <ul style="list-style-type: none"> <li>• Trend of change</li> </ul> | First Half of the year | Four years              |

## 2. Major findings

### 2.1. Monitoring the project performance process

#### 1) Monitor the suitability between injury outcome indicators and safety projects

- Based on monitoring the suitability between the injury outcome indicators and safety projects and reviewing the overall structure and focus areas of the projects, the overall average score was 54.3 out of 100. Breaking it down by subcategory, the project direction scored 13.7 out of 35, project planning suitability scored 14.8 out of 25, the concreteness of project execution scored 14.7 out of 20, and the thoroughness of project operation scored 11.2 out of 20.
- In the project area, suicide prevention had the highest score of 77.9, followed by fall prevention at 54.5, occupational safety at 53.3, road traffic safety at 49.1, safety from disasters at 48.5, and crime and violence prevention at 46.2.

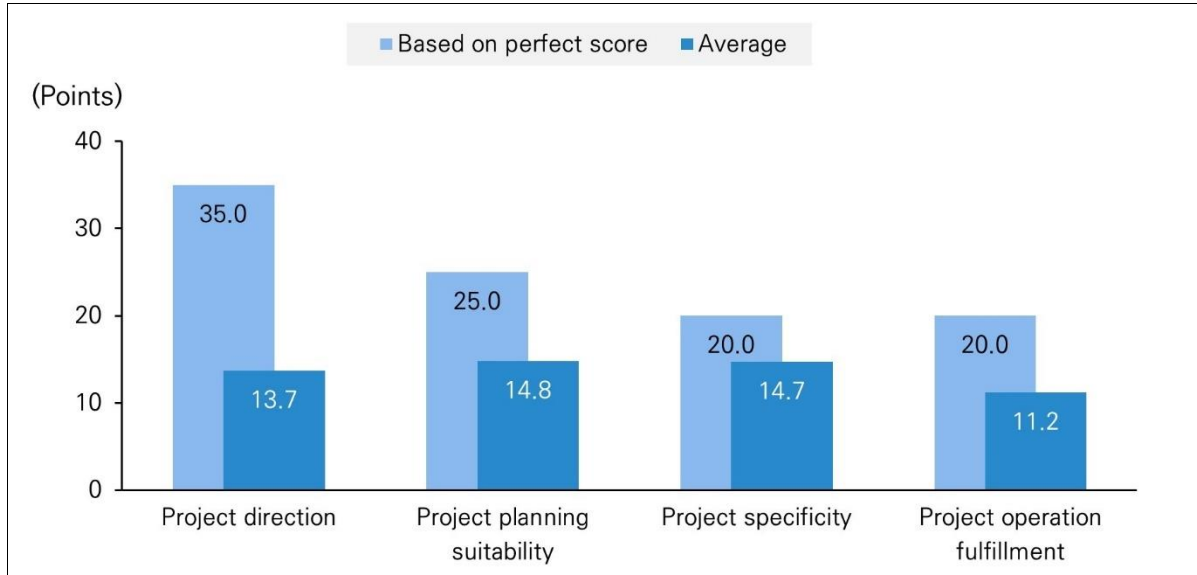


Figure 10. Monitoring Suitability between Injury Outcome Indicators and Safety Projects

2) Project evaluation and upgrade plan through considering on logical connection between problem and solution

- We reviewed the logical connection between the injury indicators of Hwaseong City and the safety projects promoted in the six areas of road traffic safety, fall prevention, occupational safety, safety from disasters, suicide prevention, and crime and violence prevention, and derived a plan to upgrade the existing projects based on this.

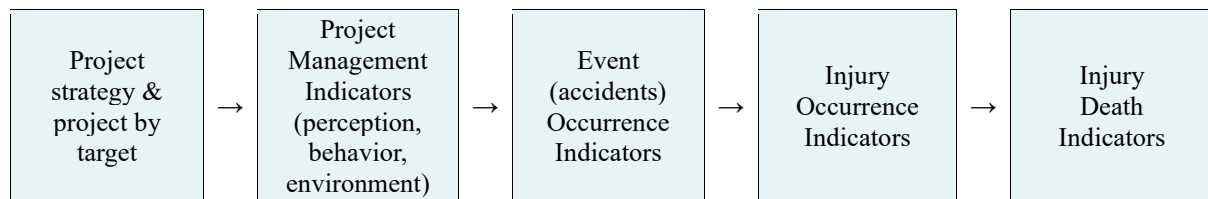


Figure 11. Items to Review for Logical Connection between Injury Outcome Indicators and Projects

Table 30. Results of Project Upgrade Planning by Area (2022-2023)

| Category                      | Content   |
|-------------------------------|---|
| Road traffic safety           | <ul style="list-style-type: none"> <li>• Need to activate governance to understand the status of safety projects of related road traffic institutions</li> <li>• Need to further identify safety projects related to adults and two-wheeler drivers</li> <li>• Need to identify safety projects for traffic law compliance further</li> </ul>   |
| Fall prevention               | <ul style="list-style-type: none"> <li>• Activation of governance with departments and related departments for fall prevention</li> <li>• Need to secure data related to falls</li> <li>• Need to further identify safety projects for the prevention of falls and falls from a height</li> <li>• Need to identify safety projects for high-risk groups</li> <li>• Need to develop project management indicators and accident indicators</li> </ul>                             |
| Occupational safety           | <ul style="list-style-type: none"> <li>• Activation of governance with departments and related departments for industrial accidents</li> <li>• Need to secure data on injury occurrences and injury monitoring at industrial sites</li> <li>• Need to identify further safety projects related to industrial safety</li> <li>• Need to seek and develop specialized projects for foreigners</li> <li>• Need to understand the status of agriculture-related injuries</li> </ul> |
| Safety from disasters         | <ul style="list-style-type: none"> <li>• Need to identify drowning prevention projects for infants and children</li> <li>• Need to expand the target of chemical substance projects (adults → adults, elderly)</li> <li>• Need to activate governance to understand the status of disaster-related safety projects</li> <li>• Need to develop injury indicators</li> </ul>  |
| Suicide prevention            | <ul style="list-style-type: none"> <li>• Need to subdivide mental health projects for children and adolescents</li> <li>• Need to secure additional data on suicides and suicide attempts</li> <li>• Need to develop suicide prevention programs for all age groups</li> </ul>  |
| Crime and violence prevention | <ul style="list-style-type: none"> <li>• Need to explore further and develop projects for specific targets</li> <li>• Need to build crime and violence prevention projects for the elderly</li> <li>• Need to build crime and violence prevention projects for foreigners</li> <li>• Need to further explore abuse prevention projects for children and the elderly</li> <li>• Need to develop project management indicators and injury indicators</li> </ul>                   |



## 2.2. Evaluation of project results

### 1) Changes in safety indicators in the community

Table 31. Changes in Indicators Since Project Launches

| Category                                   | Name of indicators                 | Unit   | 2019                               | 2022       |            |
|--|------------------------------------|--|------------------------------------|------------|------------|
| Injury outcome                             | Enhancement of safety level        | • Injury mortality rate  | Per 100,000 people                 | 37.5people | 33.1people |
|  |                                    | • Injury mortality rate due to road traffic                          | Per 100,000 people                 | 5.0 people | 3.9 people |
|  |                                    | • Injury mortality rate due to accidental drowning and submersion    | Per 100,000 people                 | 0.5 people | 0.1 people |
|  |                                    | • Injury mortality rate due to exposure to smoke, fire and flame     | Per 100,000 people                 | 0.4 people | 0.1 people |
|  |                                    | • Self-harm (suicide) rate   | Per 100,000 people                 | 24.0people | 19.2people |
|  |                                    | • Self-harm (suicide) rate for ages 12-18 (★)                        | Per 100,000 people                 | 16.6people | 12.8people |
|  |                                    | • Self-harm (suicide) rate for ages 19-44 (★)                        | Per 100,000 people                 | 23.1people | 20.4people |
|  |                                    | • Self-harm (suicide) rate for ages 45-64 (★)                        | Per 100,000 people                 | 32.7people | 22.7people |
|  |                                    | • Self-harm (suicide) rate for ages 65 and Over (★)                  | Per 100,000 people                 | 53.0people | 36.2people |
|  |                                    | • Homicide rate  | Per 100,000 people                 | 0.5 people | 0.2 people |
|  |                                    | • Injury rate of children from traffic accidents in school zones (★) | Persons per 10,000 people          | 0.7 people | 1.0 people |
|  |                                    | • Injury rate from traffic accidents by two-wheelers (★)             | Persons per 10,000 people          | 3.7 people | 5.9 people |
|  |                                    | • Injury rate from traffic accidents by drunk driving (★)            | Persons per 10,000 people          | 6.8 people | 5.1 people |
|  |                                    | • Rate of 119 EMS due to elderly fall (★)                            | Persons per 1,000 people           | 1.7 people | 3.1 people |
|  |                                    | • Cases of fire (★)  | Per 10,000 people                  | 7.1 cases  | 6.4 cases  |
|  |                                    | • Injury mortality rate due to occupational disasters (★)*           | per 10,000 workers in the industry | 0.5 people | 0.8 people |
|  |                                    | • Occupational injury rate (★)*                                      | per 10,000 workers in the industry | 58.0people | 65.0people |
|  |                                    | • Rate of child abuse (★)**  | per 1,000 children                 | 2.0 cases  | 2.7 cases  |
|  |                                    | • Rate of elderly abuse (★)**.                                       | per 1,000 seniors                  | 0.2 cases  | 0.4 cases  |
|  |                                    | • Cases of domestic violence (★)                                     | Cases                              | 4,018cases | 4,172cases |
| • Reported cases of sexual violence (★)*** | Cases                              | 353 cases  | 367 cases                          |            |            |
| • Five major crimes occurrence rate        | Per 10,000 people                  | 68.7 cases   | 63.2 cases                         |            |            |
| Risk factors ****                          | Change in recognition and behavior | • Drunk driving ban compliance rate (+)                              | %                                  | 96.2%      | 99.1%      |
|  |                                    | • Stress perception rate (-)   | %                                  | 24.6%      | 27.0%      |

\* Values for 2020 and 2022

\*\* Values for 2019 and 2021

\*\*\* Values for 2021 and 2023

\*\*\*\* Values for 2019 and 2023

(★) : Major injury problems in each area

## 2.2. Assessment of the cost of socio-economic losses

- The trend in the cost of socio-economic losses due to injury in Hwaseong has gradually increased, but this is due to the increase in the population of Hwaseong. The population of Hwaseong City has almost doubled from 562,583 in 2013 to approximately 1.02 million as of July 2024.
- Looking at the trend of socio-economic loss cost per capita by year, it was KRW 185,039 in 2013 and KRW 130,153 in 2022, which shows that Hwaseong City has effectively implemented injury prevention policies compared to the population growth trend.

Table 32. Trends in the Cost of Socio-Economic Losses Due to Injuries in Hwaseong City

(Unit: KRW 100 million)




| Category         | 2013    | 2014    | 2015    | 2016    | 2017    | 2018    | 2019    | 2020    | 2021    | 2022    |
|------------------|---------|---------|---------|---------|---------|---------|---------|---------|---------|---------|
| Cost of loss     | 1,041   | 1,008   | 1,050   | 1,177   | 1,071   | 1,264   | 1,286   | 1,259   | 1,330   | 1,306   |
| Per person (KRW) | 185,039 | 174,584 | 165,329 | 174,222 | 147,196 | 158,376 | 143,878 | 136,538 | 138,413 | 130,153 |







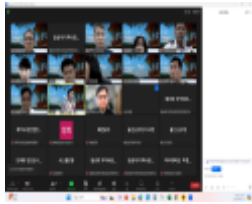





# Indicator 6 : Networking - On-going participation in national and International Safe Community networks

## 1. Participate in the International Safe Community network

- The activities of the International Safe Community Network are significant in that they provide a forum for communication between domestic and international safe communities to share cases and information on community safety promotion and injury prevention programs and to establish a cooperative system.

Table 33. Status of Domestic and International Safe Community Networking Activities

| Year | Duration   | Engagement   | Photos   |
|------|------------|--|--|
| 2022 | Oct. 13~14 | <ul style="list-style-type: none"> <li>• Submission of abstracts for the 25th World and 10th Asia International Safe Communities Annual Conference (Location: Sejong Convention Center)</li> </ul> |  |
| 2023 | June 01    | <ul style="list-style-type: none"> <li>• Attendance at the Metropolitan Area Meeting of the Korean Network of International Safe Communities</li> </ul>  |  |
| 2023 | Sept. 15   | <ul style="list-style-type: none"> <li>• Online observation of the pre-evaluation for Ulsan Nam-gu's International Safe Community certification</li> </ul>   |  |

|      |            |  |  |   |
|------|------------|--|--|---|
| 2023 | Oct. 13    | <ul style="list-style-type: none"> <li>Attendance at the 4th re-certification declaration ceremony for Songpa-gu International Safe Community</li> </ul>                         |    |    |
| 2024 | May 14     | <ul style="list-style-type: none"> <li>Online observation of the pre-evaluation for Busan Metropolitan City's 3rd re-certification as an International Safe Community</li> </ul> |    |    |
| 2024 | May 23~24  | <ul style="list-style-type: none"> <li>Attendance at the Annual Conference of the Korean Network of International Safe Communities in the first half of 2024</li> </ul>          |    |    |
| 2024 | June 20    | <ul style="list-style-type: none"> <li>On-site observation of the pre-evaluation for Yangsan City's International Safe Community certification</li> </ul>                        |   |   |
| 2024 | July 12    | <ul style="list-style-type: none"> <li>Attendance at the Metropolitan Area Meeting of the Korean Network of International Safe Communities</li> </ul>                            |  |  |
| 2024 | July 25~26 | <ul style="list-style-type: none"> <li>Online observation of the evaluation for Busan Metropolitan City's 3rd re-certification as an International Safe Community</li> </ul>     |  |  |

## 2. Good practices

### 2.1. Measures to reduce road traffic by two-wheelers or PM

#### 1) Background

- The injury rate due to road traffic accidents by two-wheelers in Hwaseong City has been steadily increasing from 3.7 people (294 people) per 10,000 people in 2019 to 5.9 people (527 people) in 2022, and the use of two-wheelers has increased due to the increase in delivery demand since COVID-19 in 2020. When looking at the causes of road traffic accidents involving two-wheelers by violation of laws and regulations, 45.5% were due to failure to drive safely, 27.8% due to violation of traffic signals, and 7.1% due to failure to keep a safe distance.
- In addition, the number of users of personal mobility vehicles (PM) nationwide is increasing every year, and accidents are becoming a social problem due to their severity. In response, Hwaseong City is taking measures to prevent accidents involving two-wheelers and PMs.

#### 2) Project details

- Since the license plate of a two-wheeler is located on the back of the vehicle body, it is not possible to crack down on it with regular enforcement cameras. Therefore, Hwaseong City installed an ‘unmanned enforcement cameras for two-wheelers’ that can recognize the rear license plate, making it possible to crack down on speed violations, and wearing safety helmets.
- In addition, customized education and promotion was conducted for delivery companies using two-wheelers, elderly two-wheeler drivers, and PM drivers in the province to establish orderly traffic between two-wheelers and PMs. The main contents include intensive crackdowns and publicity on two-wheeler accident-causing behaviors, education at senior colleges and senior community centers, and sending letters to youths to prevent unlicensed riding of PMs and road traffic injuries.

### 3) Project performance

- The number of promotions and education for two-wheelers and PM has continued to increase annually, from 230 in 2019 to 480 in 2023, and the number of fatalities from road traffic accidents due to PMs was zero in 2023.



Figure 12. [Good Practice 1] Implementing Measures to Reduce Road traffic injuries by Two-Wheelers and PMs

## 2.2. Pilot project to promote fall prevention project in Hwaseong City

### 1) Project background

- The mortality rate due to falls is the third leading cause of injury among the injury mortality rate of Hwaseong citizens and requires intensive management. In 2021, the mortality rate of falls was highest among those aged 65 and older at 8.9 per 100,000 people.
- Looking at the elderly population status of Hwaseong City by region in 2022, the eastern region was a younger region with less than 7.0% of the total population, but the western region was an older one with elderly population of 14.6%. Therefore, a pilot project was conducted for citizens aged 45 and over in the western part of Hwaseong, where the proportion of the elderly population is high.

### 2) Project details

- At the Seosin Center and Wujeong Center of Hwaseong City Wellness and Public Health Clinic, the project beneficiaries are counseled after checkup including balance and body composition tests and questionnaires. Subsequently, fall prevention classes were held to provide access to exercise using small tools, musculoskeletal disease prevention exercises for local residents, and lower body and flexibility promotion exercises, and post-measurement and satisfaction surveys were conducted.

### 3) Project performance

- The program operated for 12 months, from January to December 2022, with a total of 446 participants. During the pre- and post-intervention measurements, 143 participants showed improvement in body composition analysis with a 32.1% change rate.
- Specifically, the results of the pre- and post-measurement of the first item of the balance ability assessment, TETRAX, showed improvement in 47 individuals, with a 23.6% improvement rate compared to the pre-assessment. The pre- and post-measurement results of the second item of the balance ability assessment, the Gait Performance Test (GPA), showed improvement in 121 individuals, with a 49.0% improvement rate.




Figure 13. [Good Practice 2] Diffusion Model for Elderly Fall Prevention Project in Hwaseong City

## 2.3. Hot-line program for Suicide Prevention

### 1) Project background

- The mortality rate due to suicide ranks first among the injury mortality rates of Hwaseong citizens and is a major national problem, requiring intensive management. In response, the Mayor of Hwaseong has been showing political leadership for suicide prevention, choosing the ‘Suicide Prevention Hot-Line’ project as his first initiative after becoming Mayor and as the first in the country.

### 2) Project details

- The Suicide prevention hot-line is a direct phone line where people can call for counseling when they have suicidal thoughts, and specialized personnel are present to provide counseling, and police, fire, hospitals, and other departments in charge of Hwaseong City jointly respond to risk groups.
- After conducting counseling through the suicide prevention hot-line, if they request continued counseling, they are referred to a suicide prevention center or related organizations, and regular monitoring is conducted. In addition, a hotline for suicide prevention in the region was established by promoting the ‘Suicide Prevention Hwaseong Mayor Hot-Line’ to identify vulnerable people at risk of suicide.

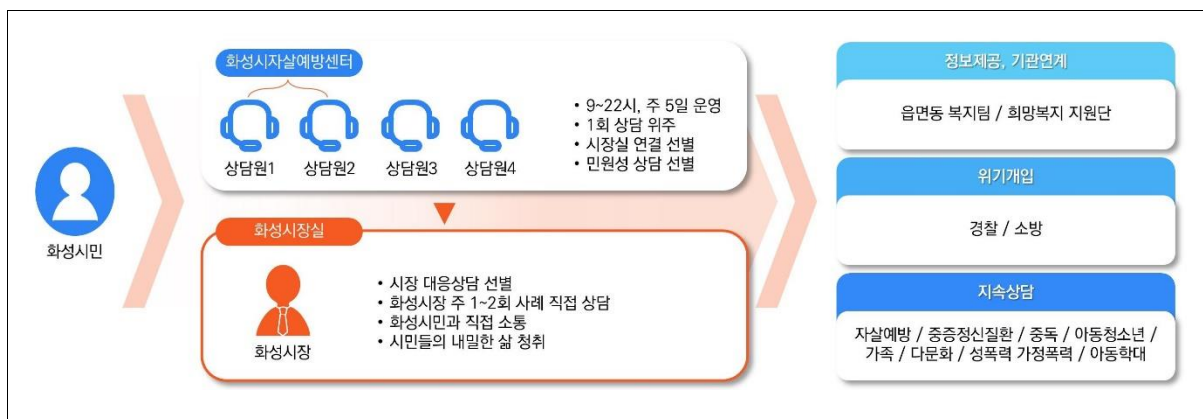


Figure 14. [Good Practice 3] Suicide Prevention Hot-Line System



### 3) Project performance

- The number of people counseled through the suicide prevention hot-line was 138 people in 2022 and 530 people in 2023, of which 48 cases were reported to the Mayor of Hwaseong, and one and two regional care meetings were held for difficult cases in 2022 and in 2023, respectively.
- The hot-line contributed to saving precious lives of the citizens of Hwaseong who had suffered from the urge to make extreme choices.



Figure 15. [Good Practice 3] News Release on Suicide Prevention Hot-Line



Figure 16. [Good Practice 3] Suicide Prevention Hot-Line: Recharge Hwaseong Citizens' Mind Concert: 'Turning Crisis into Opportunity'

Note.

## 1. Designation ceremony

- The desired date (period) of the designation ceremony is one day in March 2025, and the date and scale of the designation ceremony will be decided at a later date, and we would like to invite all designated domestic and foreign safe communities and those preparing for it who wish to participate in the designation ceremony.

## 2. Filling up the Application report

- Hwaseong City is affiliated with the International Safe Community Support Center(Center for Community Safety Promotion, Ajou University designated in 2004, Prof. Joon-pil Cho) for support for the work related to the International Safe Community designation, and professional support from the Center for Community Health and Safety at Hyupsung University (Prof. Namsoo Park) in preparing the application report.

[Appendix] Safety Promotion-related Ordinance of Hwaseong City (as of the end of July 2024)

| Category              | Name of Ordinance  | Publication date   | Effective date     | Department                              |
|-----------------------|--|--------------------|--------------------|---|
| Safe community        | • Hwasung City Safe Community Ordinance  | Oct. 18, 2019      | Oct. 18, 2019      | Safety Policy Department                |
| Road traffic safety   | • Hwasung City Ordinance on Safe Driving and Accident Prevention for Elderly Drivers                             | June 17, 2024.     | June 17, 2024      | Transportation Policy Department        |
|                       | • Hwasung City Ordinance on Pedestrian Safety Management in Child, Elderly, and Disabled Protection Zones        | Aug. 4, 2023       | Aug. 4, 2023       | Transportation Policy Department        |
|                       | • Hwasung City Ordinance on Support for Elderly Drivers Voluntarily Surrendering Their Licenses                  | July 12, 2023      | July 12, 2023      | Transportation Policy Department        |
|                       | • Hwasung City Ordinance on Traffic Management for Road Occupying Construction Sites                             | April 14, 2023     | April 14, 2023     | Road Management Department              |
|                       | • Hwasung City Ordinance on the Use and Safety Promotion of Personal Mobility Devices                            | April 14, 2023     | April 14, 2023     | AI Strategy Department                  |
|                       | • Hwasung City Basic Ordinance on Child Protection   | Oct. 5, 2021       | Oct. 5, 2021       | Child Friendly Department               |
|                       | • Hwasung City Ordinance on Pedestrian Safety and Convenience Improvement  | September 30, 2021 | September 30, 2021 | Road Management Department              |
|                       | • Hwasung City Ordinance on Creating a Child-Friendly City   | Aug. 5, 2020       | Aug. 5, 2020       | Child Friendly Department               |
|                       | • Hwasung City Ordinance on Operating Citizens' Safety Insurance   | May 24, 2019       | May 24, 2019       | Safety Policy Department                |
|                       | • Hwasung City Ordinance on Installation and Management of Road Lighting Facilities                              | Aug. 8, 2013       | Aug. 8, 2013       | Road Management Department              |
| Fall prevention       | • Hwasung City Ordinance on Support for Hearing Aids and Adjust Walkers for the Elderly                          | September 26, 2022 | September 26, 2022 | Department of Aging and Senior Services |
| Occupational safety   | • Hwasung City Ordinance on Occupational Accident Prevention   | April 9, 2023      | April 15, 2023     | Enterprise Support Department           |
| Safety from disasters | • Hwasung City Ordinance on the Formation and Operation of the Disaster Safety Headquarters                      | June 17, 2024      | June 17, 2024      | Safety Policy Department                |
|                       | • Hwasung City Ordinance on Support for Volunteer Crime Prevention Teams   | April 5, 2024      | April 5, 2024      | Safety Policy Department                |
|                       | • Hwasung City Ordinance on Restrictions in Natural Disaster Risk Improvement Zones                              | Aug. 4, 2023       | Aug. 4, 2023       | Safety Policy Department                |
|                       | • Hwasung City Ordinance on Life Safety Protection for Children and Adolescents                                  | June 28, 2023      | June 28, 2023      | Youth Policy Department                 |
|                       | • Hwasung City Ordinance on Emergency Medical Support  | May 16, 2023       | May 16, 2023       | Public Health Policy Department         |
|                       | • Hwasung City Ordinance on the Operation of Safety and Security Guards  | April 14, 2023     | April 14, 2023     | Safety Policy Department                |
|                       | • Hwasung City Ordinance on Support for Volunteer Firefighters   | Oct. 25, 2022      | Oct. 25, 2022      | Safety Policy Department                |
|                       | • Hwasung City Ordinance on the Formation and Operation of Integrated Volunteer Support Teams for Disaster Sites | Jan. 6, 2022       | Jan. 6, 2022       | Communication and Autonomy Department   |
|                       | • Hwasung City Ordinance on the Operation of Local Disaster Prevention Teams                                     | Oct. 5, 2021       | Oct. 5, 2021       | Safety Policy Department                |
|                       | • Hwasung City Ordinance on Wildfire Prevention Pledge and Support   | July 19, 2021      | July 19, 2021      | Forest Recreation Department            |
|                       | • Hwasung City Ordinance on Training for Karaoke Business Operators  | July 19, 2021      | July 19, 2021      | Department of Arts and Culture          |
|                       | • Hwasung City Ordinance on Summer Water Play Safety Management  | July 14, 2021      | July 14, 2021      | Tourism Promotion Department            |

|   |  |   |                    |  |
|---|--|---|--------------------|--|
| Safety from disasters   | • Hwasung City Ordinance on Chemical Safety Management   | Aug. 5, 2020  | Aug. 5, 2020       | Environment Guide Department                 |
|   | • Hwasung City Ordinance on Investigation, Analysis, and Evaluation of Natural Disaster Causes                   | Aug. 5, 2020  | Aug. 5, 2020       | Safety Policy Department                     |
|   | • Hwasung City Ordinance on the Formation and Operation of Risk Assessment Teams for Earthquake-hit Facilities   | July 31, 2020   | July 31, 2020      | Safety Policy Department                     |
|   | • Hwasung City Ordinance on Safety Management of Children's Play Facilities                                      | July 15, 2020   | July 15, 2020      | Safety Policy Department                     |
|   | • Hwasung City Ordinance on Operating Citizens' Safety Insurance   | May 24, 2019  | May 24, 2019       | Safety Policy Department                     |
|   | • Hwasung City Ordinance on the Installation and Operation of Integrated Support Headquarters for Disaster Sites | March 15, 2019  | March 15, 2019     | Safety Policy Department                     |
|   | • Hwasung City Ordinance on Social Disaster Relief and Recovery Support  | March 15, 2019  | March 15, 2019     | Safety Policy Department                     |
|   | • Hwasung City Ordinance on Supporting Vulnerable Populations to Disasters                                       | April 20, 2018  | April 20, 2018     | Safety Policy Department                     |
|   | • Hwasung City Ordinance on the Operation and Management of Disaster Management Funds                            | September 29, 2017  | September 29, 2017 | Safety Policy Department                     |
|   | • Hwasung City Ordinance on Support for Disaster Relief Participants   | June 22, 2017   | June 22, 2017      | Safety Policy Department                     |
|   | • Hwasung City Ordinance on the Operation of the Safety Management Committee                                     | Nov. 13, 2015   | Nov. 13, 2015      | Safety Policy Department                     |
|   | • Hwasung City Ordinance on the Formation and Operation of the Safety Management Advisory Committee              | Nov. 15, 2012   | Nov. 15, 2012      | Safety Policy Department                     |
|   | Suicide prevention   | • Hwasung City Ordinance on Suicide Prevention and the Promotion of a Life-Respecting Culture | April 9, 2024      | April 15, 2024                               |
| • Hwasung City Ordinance on the Promotion of Health for Children and Adolescents  |  | Oct. 5, 2023  | Oct. 5, 2023       | Public Health promotion and                  |
| • Hwasung City Ordinance on Support for Isolated and Reclusive Households   |  | July 12, 2023   | July 12, 2023      | Welfare Policy Department                    |
| • Hwasung City Basic Ordinance on Elderly Welfare   |  | July 12, 2023   | July 12, 2023      | Department of Aging and Senior Services      |
| • Hwasung City Ordinance on Preventing Lone Deaths of Elderly Living Alone  |  | June 28, 2023   | June 28, 2023      | Department of Aging and Senior Services      |
| • Hwasung City Ordinance on Support for Single-Person Households  |  | March 17, 2023  | March 17, 2023     | Women's and Multicultural Affairs Department |
| • Hwasung City Ordinance on the Installation and Operation of Mental Health and Welfare Centers and Integrated Addiction Management Support Centers |  | Jan. 4, 2023  | Jan. 4, 2023       | Public Health Policy Department              |
| • Hwasung City Ordinance on the Promotion of Mental Health and the Establishment of Crisis Response Systems   |  | Dec. 30, 2022   | Dec. 30, 2022      | Public Health Policy Department              |
| • Hwasung City Ordinance on Support for Out-of-School Youth   |  | July 30, 2021   | July 30, 2021      | Youth Policy Department                      |
| • Hwasung City Ordinance on the Protection of Emotional Workers   |  | Dec. 31, 2020   | Dec. 31, 2020      | Enterprise Support Department                |
| • Hwasung City Ordinance on the Installation and Operation Support for Child Counseling Centers   |  | June 3, 2020  | June 3, 2020       | Child Friendly Department                    |
| Violence prevention   | • Hwasung City Ordinance on the Operation of Child and Women's Safety Regional Alliances                         | April 9, 2024   | April 15, 2024     | Women's and Multicultural Affairs Department |
|   | • Hwasung City Ordinance on the Operation of Child Protection Zones  | April 5, 2024   | April 5, 2024      | Child Friendly Department                    |
|   | • Hwasung City Ordinance on Prevention of Stalking and Support for Victims                                       | Jan. 04, 2024   | Jan. 04, 2024      | Women's and Multicultural                    |

|  |   |                 |                 |  |
|--|---|-----------------|-----------------|--|
|  |   |                 |                 | Affairs Department                           |
|  | • Hwasung City Ordinance on the Protection and Support of Crime Victims   | Jan. 04, 2024   | Jan. 04, 2024   | Communication and Autonomy Department        |
|  | • Hwasung City Ordinance on the Installation and Operation of the Sexual Harassment and Sexual Violence Complaints Committee          | Oct. 5, 2023    | Oct. 5, 2023    | Women's and Multicultural Affairs Department |
|  | • Hwasung City Basic Ordinance on Elderly Welfare   | July 12, 2023   | July 12, 2023   | Department of Aging and Senior Services      |
|  | • Hwasung City Ordinance on the Prevention of Child Abuse and Protection of Victimized Children                                       | Jan. 13, 2022   | Jan. 13, 2022   | Child Friendly Department                    |
|  | • Hwasung City Basic Ordinance on Child Protection  | Oct. 5, 2021    | October 5, 2021 | Child Friendly Department                    |
|  | • Hwasung City Ordinance on the Installation and Operation of Protection Facilities for Domestic Violence Victims                     | October 5, 2021 | Oct. 5, 2021    | Women's and Multicultural Affairs Department |
|  | • Hwasung City Ordinance on Supporting School Violence Prevention and Countermeasure Activities                                       | Aug. 5, 2020    | Aug. 5, 2020    | Youth Policy Department                      |
|  | • Hwasung City Ordinance on Creating a Women-Friendly City  | Aug. 5, 2020    | Aug. 5, 2020    | Women's and Multicultural Affairs Department |
|  | • Hwasung City Ordinance on Creating a Child-Friendly City  | Aug. 5, 2020    | Aug. 5, 2020    | Child Friendly Department                    |
|  | • Hwasung City Ordinance on the Creation and Operation of a Smart City  | Aug. 5, 2020    | Aug. 5, 2020    | Smart Cities Department                      |
|  | • Hwasung City Ordinance on the Installation and Operation of Integrated Counseling Centers for Sexual Violence and Domestic Violence | May 24, 2019    | May 24, 2019    | Women's and Multicultural Affairs Department |
|  | • Hwasung City Ordinance on Safe Restrooms to Prevent Illegal Filming   | Dec. 31, 2018   | Dec. 31, 2018   | Sewer Department                             |
|  | • Hwasung City Ordinance on Supporting Healthy Families   | August 4, 2017  | August 4, 2017  | Women's and Multicultural Affairs Department |
|  | • Hwasung City Ordinance on the Installation and Management of Road Lighting Facilities   | Aug. 8, 2013    | Aug. 8, 2013    | Road Management Department                   |